

# **TOWN OF RIVERHEAD**

## **DRAFT LOCAL SOLID WASTE MANAGEMENT PLAN**

(6 NYCRR Section 360-15.11)

### **UPDATE 2020 – 2029**



Prepared By:

ENGINEERING DEPARTMENT  
TOWN OF RIVERHEAD  
1295 Pulaski Street  
Riverhead, NY 11901

Drew Dillingham, PE  
Sanitation Department Superintendent

March 15, 2021

## **TABLE OF CONTENTS**

|  |    |
|--|----|
| CHAPTER 1 - PLANNING UNIT DESCRIPTION .....  | 5  |
| 1.1 Size & Geographic Location .....   | 5  |
| 1.2 Population Served.....   | 5  |
| 1.3 Population Density Breakdown.....  | 5  |
| 1.4 Planning Unit Members .....  | 5  |
| 1.5 Membership Changes Since Last Approved LSWMP .....   | 5  |
| 1.6 Municipalities in Planning Unit Not Participating in the LSWMP.....  | 5  |
| 1.7 List of Neighboring Planning Units .....   | 6  |
| 1.8 Effects of Tourism and Seasonal Variations of Population and Land Use.....   | 6  |
| 1.9 Influence of NYC Watershed .....   | 6  |
| 1.10 Significant Commercial Activities & Industries.....   | 6  |
| 1.11 Administrative and Financial Structure of the Planning Unit.....  | 7  |
| 1.12 Solid Waste Management Practices that were both Successfully and Unsuccessfully<br>Implemented in the Previous LSWMP..... | 7  |
| Town of Riverhead Sanitation Districts Map.....  | 8  |
| CHAPTER 2 - WASTE GENERATION & MATERIALS RECOVERY DATA AND PROJECTIONS .....   | 9  |
| 2.1 MSW Projections.....   | 9  |
| 2.1.a Sources and Generators of MSW .....  | 9  |
| 2.1.a.1 Residents - Major Population Centers .....   | 9  |
| 2.1.a.2 Large Retailers/Commercial Centers .....   | 9  |
| 2.1.a.3 Municipal Buildings .....  | 9  |
| 2.1.a.4 Institutions, School Districts & College .....   | 9  |
| 2.1.a.5 State and Federal Parks and Public Spaces.....   | 9  |
| 2.2 Construction & Demolition Debris Projections .....   | 10 |
| 2.2.a Significant Construction and Development Activities.....   | 10 |
| 2.3 Industrial Waste .....   | 10 |
| 2.4 Biosolids .....  | 10 |
| 2.4.a Waste Water Treatment Plants .....   | 10 |
| 2.5 10yr Past History - Performance of Existing Solid Waste Program .....  | 11 |
| Table 2.5 Town of Riverhead Solid Waste Disposal Performance Rates.....  | 11 |
| Table 2.5.a Types & Quantities of Solid Waste Managed for Incinerator Disposal.....  | 12 |
| Table 2.5.b Types & Quantities of Materials Diverted from Off-Site Incinerator Disposal..                                      | 13 |
| Table2.5.c Composition of Waste Diverted 10yr Annual Mean Average.....   | 14 |
| CHAPTER 3 - EXISTING SOLID WASTE MANAGEMENT SYSTEM .....   | 15 |
| 3.1 Current Inventory Description .....  | 15 |
| 3.2 Town of Riverhead Sanitation Infrastructure .....  | 15 |
| 3.3 Residential Solid Waste Collection Excluded from the Collection District .....   | 15 |
| 3.4 Non-Residential Solid Waste Collection .....   | 15 |
| 3.5 Private Sector Solid Waste Facilities and Carters Permitted to Operate in the<br>Town of Riverhead .....                   | 15 |
| 3.5.1 Generation to Disposal Information for Private Carters.....  | 16 |
| 3.5.a Peconic Recycling and Transfer Corp. ....  | 16 |
| 3.5.b Long Island Compost Corp. ....   | 16 |
| 3.5.c National Waste Services LLC.....   | 16 |
| 3.5.d Crown Sanitation .....   | 17 |
| 3.5.e Winters Brothers Waste Systems.....  | 17 |
| 3.5.f Maggio Sanitation.....   | 18 |

|        |  |    |
|--------|--|----|
| 3.5.g  | Jet Sanitation .....   | 19 |
| 3.5.h  | American Lamp Recycling .....  | 19 |
| 3.5.i  | Colucci Carting .....  | 19 |
| 3.6    | Town of Riverhead Collection Methods for C&D and Industrial Waste.....                   | 20 |
| 3.7    | Town of Riverhead Solid Waste Collection District .....                                  | 20 |
| 3.8    | Town of Riverhead Solid Waste Collection District Collection Practices .....             | 21 |
| 3.8.a  | Residential MSW Collection .....   | 21 |
| 3.8.b  | Residential MSW Disposal .....   | 21 |
| 3.8.c  | Paper and Cardboard Recycling .....  | 22 |
| 3.8.d  | Co-Mingled Recyclables .....   | 22 |
| 3.9    | Town In-House Waste Collection.....  | 22 |
| 3.10   | Public Education and Outreach Activities.....  | 23 |
| 3.11   | Flow Control Constraints .....   | 23 |
| 3.12   | Incentive Strategies.....  | 23 |
| 3.13   | Institutional Programs for School Districts, Colleges, Hospitals, and Prisons .....      | 23 |
| 3.14   | Industrial Recyclables Recovery Efforts and Strategies .....                             | 23 |
| 3.15   | Residential Recycling Program Excluded from the Collection District .....                | 24 |
| 3.16   | Former MSW Landfill.....   | 24 |
| 3.16.a | Landfill .....   | 24 |
| 3.16.b | Transfer Station .....   | 24 |
| 3.16.c | Landfill Gas Collection .....  | 24 |
| 3.17   | Beneficial Use of Solid Waste .....  | 24 |
| 3.18   | Yard Waste .....   | 24 |
| 3.19   | Composting.....  | 25 |
| 3.20   | Reuse Centers and Material Exchanges.....  | 25 |
| 3.21   | Intermediate Processing of Recyclables .....   | 26 |
| 3.22   | Markets for Recovered Recyclables, Market Assistance, and Future Market Development..... | 26 |
| 3.23   | Stop Throwing Out Pollutants Day.....  | 26 |
| 3.24   | Timothy Hill Children's Ranch .....  | 26 |

#### CHAPTER 4 - ADMINISTRATION, LAWS AND REGULATIONS, AND FINANCIAL STRUCTURES..... 27

|      |  |    |
|------|--|----|
| 4.1  | Enforcement of Local Laws Addressing Solid Waste and Recycling .....     | 27 |
| 4.2  | State and Other Laws Addressing Solid Waste and Recycling .....          | 28 |
| 4.3  | Local Laws or Ordinances That Must Be Adopted .....                      | 28 |
| 4.4  | Commercial Haulers and Flow Control.....                                 | 28 |
| 4.5  | Administrative Structure .....   | 28 |
| 4.6  | Staffing and Organizational Structure .....                              | 28 |
| 4.7  | Neighboring Jurisdictions and Financial Considerations .....             | 28 |
| 4.8  | Anticipated Changes to the Local Planning Unit .....                     | 30 |
| 4.9  | Anticipated Changes to the Waste Stream in the Local Planning Unit ..... | 30 |
| 4.10 | Costs for Town of Riverhead Municipal Solid Waste Program .....          | 30 |

#### CHAPTER 5 - INTEGRATED SYSTEM SELECTION..... 31

|       |   |    |
|-------|---|----|
| 5.1   | Identify the Integrated Solid Waste Management System Selected.....             | 31 |
| 5.2   | Justification of Service Selection.....   | 31 |
| 5.3   | Size/Capacity of Operation.....   | 31 |
| 5.4   | Equipment for Program Implementation .....                                      | 31 |
| 5.5   | Alternatives Analysis Tables.....   | 32 |
| 5.5.a | MSW Waste Reduction Programs .....  | 32 |
| 5.5.b | Development and Implementation of Reuse Programs .....                          | 33 |
| 5.5.c | Recyclables Recovery Programs for Paper, Metal, Glass, and Plastic.....         | 34 |
| 5.5.d | Organics Recovery Programs for Food Scraps, Yard Trimmings, and Biosolids ..... | 35 |
| 5.5.e | Programs to Develop or Improve Local and Regional Markets for Recyclables.....  | 36 |
| 5.5.f | Enforcement Programs.....   | 37 |

|  |   |       |
|--|---|-------|
| 5.5.g  | Incentive-based Pricing .....   | 38    |
| 5.5.h  | Education and Outreach .....  | 39    |
| 5.5.i  | Data Collection and Evaluation Efforts .....  | 40    |
| 5.5.j  | Local Hauler Licensing Programs, Including an Assessment of Laws Preventing<br>Commingling of Recyclables with Waste.....   | 41    |
| 5.5.k  | Flow Control and Districting Potential .....  | 42    |
| 5.5.l  | C&D Construction and Demolition Debris Reduction, Including Deconstruction,<br>Reuse and Recovery Programs.....   | 43    |
| 5.5.m  | Private Sector Management & Coordination Opportunities.....   | 44    |
| 5.5.n  | Management of Waste through Thermal Treatment Technologies.....   | 45    |
| 5.5.o  | Waste Disposal Options.....   | 46    |
| CHAPTER 6 - IMPLEMENTATION SCHEDULE.....   |   | 47    |
| Table 6.1  | Town of Riverhead Solid Waste Management Intent .....   | 47    |
| CHAPTER 7 - WASTE STREAM PROJECTIONS - NYSDEC Waste Calculator 10yr Projections..... |   | 48    |
| 7.1  | MSW Waste Projection Tables.....  | 48    |
| 7.2  | C&D Waste Projection Tables.....  | 48    |
| CHAPTER 8 - PUBLIC COMMENT OPPORTUNITIES .....                                       |   | 49    |
| 8.1  | Public Input Opportunities .....  | 49    |
| 8.1.1  | Internet Access .....   | 49    |
| 8.1.2.   | Public Notification .....   | 49    |
| 8.1.3.   | Time Period for Public Comment .....  | 49    |
| APPENDIX.....  |   | 50    |
| APPENDIX A   | - MSW Waste Projection Tables.....  | 51-57 |
| APPENDIX B   | - Town of Riverhead 2020 Recycling and MSW Flyer.....   | 58-59 |
| APPENDIX C   | - Commercial Private Waste Disposal License Application.....  | 60-61 |
| APPENDIX D   | - European American Award Resolution #594 for all Six Residential Solid Waste CBAs<br>For a Period of Five Years From January 1, 2018 Through December 31, 2022 ..... | 62    |
| APPENDIX E   | - Suffolk Recycles Flyer .....  | 63    |
| APPENDIX F   | - Site Plan, Youngs Avenue Landfill .....   | 64    |
| APPENDIX G   | - Yard Waste Facility Layout.....   | 65    |
| APPENDIX H   | - Compost Facility Layout .....   | 66    |
| APPENDIX I   | - Town of Riverhead 2020 STOP Days Flyer .....  | 67    |
| APPENDIX J   | - Costs for Town of Riverhead Municipal Solid Waste Program.....  | 68    |
| APPENDIX K   | - Source Separation of Recyclable Materials – Town Code 273-8 .....   | 69    |
| APPENDIX L   | - Establishment of District – Town Code 273-4 .....   | 70    |
| APPENDIX M   | - Town of Riverhead Solid Waste Management Intent – Town Code 273-2 .....   | 71    |
| APPENDIX N   | - Implementation Schedule .....   | 72    |

## CHAPTER 1 - PLANNING UNIT DESCRIPTION

### 1.1 Size and Geographic Location

The planning unit consists of the Town of Riverhead (the Town) including all hamlets and other communities within the Town boundaries. Covering approximately 201.27 square miles, the Town of Riverhead is located on the eastern end of Long Island, bounded by the Long Island Sound to the north, Southampton Town to the south, the Peconic Bay and Southold Town to the east, and the Town of Brookhaven to the west. 3

### 1.2 Population Served

The US Census Bureau 2010 population for the Town is 33,506 people. This a 21% increase since the 2000 Census. The majority of the residents (86.1%) are white and non-Hispanic. US Census Bureau 2010 figures on housing indicate 15,424 housing units available, of which 2,434 housing units are vacant. The remaining 12,990 occupied housing units are split – 77.5% owner occupied and 22.5% renter-occupied. A comparison of US Census data from Census 1990, Census 2000, and Census 2010 shows that total population in the Town has increased significantly (45.6%). Total housing units for this same 20 year period have increased 42.3% since 1990. Data suggests a steep increase in population.

### 1.3 Population Density Breakdown

Town population density breakdown is 19.99% rural, 80.01% suburban, and 0% urban. These statistics are taken from the default Town of Riverhead population data provided in the NYSDEC Population and Municipal Solid Waste Composition Calculator and is consistent with observed local demographics as reported by the Town of Riverhead Planning Department. This is the same calculator utilized in the estimates of weights and composition of wastes generated within the Town and projections of future waste characteristics.

### 1.4 Planning Unit Members

The planning unit consists of all municipal entities of the Town of Riverhead, including the unincorporated hamlets of Aquebogue, Baiting Hollow, Calverton, Jamesport, Laurel, Manorville, Northville, Riverhead and Wading River. The planning unit members are unchanged in the past ten years and are anticipated to remain unchanged in the next 10 years of the planning period for this Draft Local Solid Waste Management Plan (DLSWMP).

### 1.5 Membership Changes Since Last Approved LSWMP

Planning unit membership is unchanged since 1990.

### 1.6 Municipalities in Planning Unit Not Participating in the LSWMP

All municipalities and entities within the Town are participating in the LSWMP. There are no exclusions within the planning unit.

### Riverhead, New York

Town

Town of Riverhead




☒ Show map of Long Island  
☐ Show map of New York  
☐ Show all

Coordinates:  40°55'42"N 72°39'44"W

|                           |   |
|---------------------------|---|
| <b>Country</b>            | United States                             |
| <b>State</b>              | New York                                  |
| <b>County</b>             | Suffolk                                   |
| <b>Area<sup>[2]</sup></b> |   |
| • Total                   | 201.27 sq mi<br>(521.28 km <sup>2</sup> ) |
| • Land                    | 67.43 sq mi<br>(174.63 km <sup>2</sup> )  |
| • Water                   | 133.84 sq mi<br>(346.65 km <sup>2</sup> ) |

[https://en.wikipedia.org/wiki/Riverhead\\_\(town\),\\_New\\_York](https://en.wikipedia.org/wiki/Riverhead_(town),_New_York)

## **1.7 List of Neighboring Planning Units**

Planning Units that are adjacent to the Town of Riverhead are: the Towns of Southampton, Brookhaven and Southold.

## **1.8 Effects of Tourism and Seasonal Variations of Population and Land Use**

Information provided by the Town of Riverhead Chamber of Commerce indicates increased tourism activities over the past decade. In most recent years, tourism has been strongest among those taking day trips and short weekend trips, as the Town of Riverhead becomes a cost attractive, scenic vacation destination. Municipal solid waste (MSW) seasonal quantity variations are explained largely by tourist population increases in the summer. Short increases in waste and recyclables are experienced around the winter holiday season associated with increased consumer activities. Decreases in construction and demolition debris (C&D) are governed largely by weather, with winter measurably decreasing construction activities and the associated waste stream.

Waste quantities variations are additionally impacted by environmental regulations addressing waste water, solid waste, and open burning. Waste disposal rates tend to stabilize through the year, with the expected seasonal flux.

## **1.9 Influence of NYC Watershed**

None of the Town of Riverhead's land mass is situated within the NYC watershed.

## **1.10 Significant Commercial Activities & Industries**

The Town maintains a significant agricultural economy. Even with the steady decline of traditional row-crop farming in the region, agriculture has retained a strong foot hold with the help of diversification of agricultural and specialty farm products. Over 400 parcels of agricultural land occupy nearly 13,000 acres. Principal sources of cash farm income include wine and table grapes, vegetables, microbrewery products, and seafood. From honey, to fresh produce, hops, chicken, pork, lamb, goat milk and cheese, eggs, and jams are produced locally. Market opportunities both wholesale and direct retail through many farmers' markets, farm stores, fish markets, back road farm or seafood stands or restaurants offering true farm-to-table or local seafood dining.

Natural resource based industries are dominated by the support water bodies and waterways. The Long Island Sound, the Peconic River and the Peconic Estuary are resources that are used for fishing and recreational activities such as canoeing, kayaking, sailing, and swimming. Protection of surface waters from contaminated runoff is critical for the protection of both the fishing and tourism industries. Natural resource-based industries include: Splish Splash Water Park, Long Island Aquarium, several marinas and boat launch facilities, camp grounds, Buoy One Seafood Restaurant, PE & DD Seafood's Little Fish Shop, and Riverhead Indoor Farmer's Market.

Retail business supporting the agricultural community include Talmadge Farm Agway, Long Island Cauliflower Association, Chief Equipment, Inc., John Deere Landscapes and Malvese Equipment Co., Inc.

Specialty manufacturers produce beer and wine products within the Town. Companies include Moustache Brewery, North Fork Brewery, Long Ireland Brewery, Trade Winds Brewery, Jamesport Farm and Brewery, Palmers Vineyards, Jasons Vineyards, Martha Clara Vineyards, Jamesport Vineyards, Roanoke Vineyards, Paumanok Vineyards, Dilberto Winery and Sherwood House Vineyards.

Throughout the commercial and industrial sectors, support for rising economic vitality in the Town of Riverhead is enhanced by an employment sector comprised of governmental, educational, institutional, and not-for-profit organizations, including New York State Department of Transportation, Northwell Health, Suffolk County Supreme Court, Suffolk County Passport Office, Suffolk County Family Court, Suffolk County Soil and Water Conservation District, Natural Resources Conservation Service, Cornell University Agricultural Experiment Station, Cornell Cooperative Extension Service, Long Island Cauliflower Association and Suffolk County Community College Culinary Arts Institute.

### **1.11 Administrative and Financial Structure of the Planning Unit**

Administration of solid waste services within the Town of Riverhead planning unit is provided by the Town of Riverhead Sanitation Department. The Sanitation Department provides expertise, regulatory review and compliance, and engineering support through the Engineering Department. Infrastructure directly providing solid waste services is based out of the European-American Waste Disposal Corp. facility at 1000 10th St, Ronkonkoma, NY. European American is owned and operated privately and has provided curbside pickup services to the Town since 2012. European American is contracted with the Town through 2022.

The solid waste program is divided into six residential Refuse Districts, A-F (see map next page), and Town facilities. Decisions and financial obligations relative to curbside pickup and Town facility pickup are the responsibility of the Town, which also provides support services for regulatory compliance.

Town residents not living in a private community have direct access to curbside pickup. Solid waste from Town facilities is picked up weekly by Town personnel and equipment and disposed of at Peconic Recycling and Transfer located at 560 Commerce Road, Cutchogue, NY. Commercial businesses are responsible for contracting with one of the Town's approved solid waste carters.

Financial support for residential curbside pickup and Town Sanitation services are provided through a dedicated Town Sanitation Tax. The money that is collected through the Riverhead School District and Town taxes are distributed to each of the entities on a pro-rata basis as each payment is received. The total tax collected for the year is then reconciled with Suffolk County. The County remits any shortages in amounts that were to be collected, which is again distributed to each of the entities on individual pro-rata basis. The program's freedom from excessive reliance of tipping fee revenues from a Town landfill or transfer station allows the Town to extend MSW disposal, yard waste, and recycling services with no tipping fees. The stability of a flat Sanitation Tax funding further supports long term services. Additional revenues are generated through grant funding.

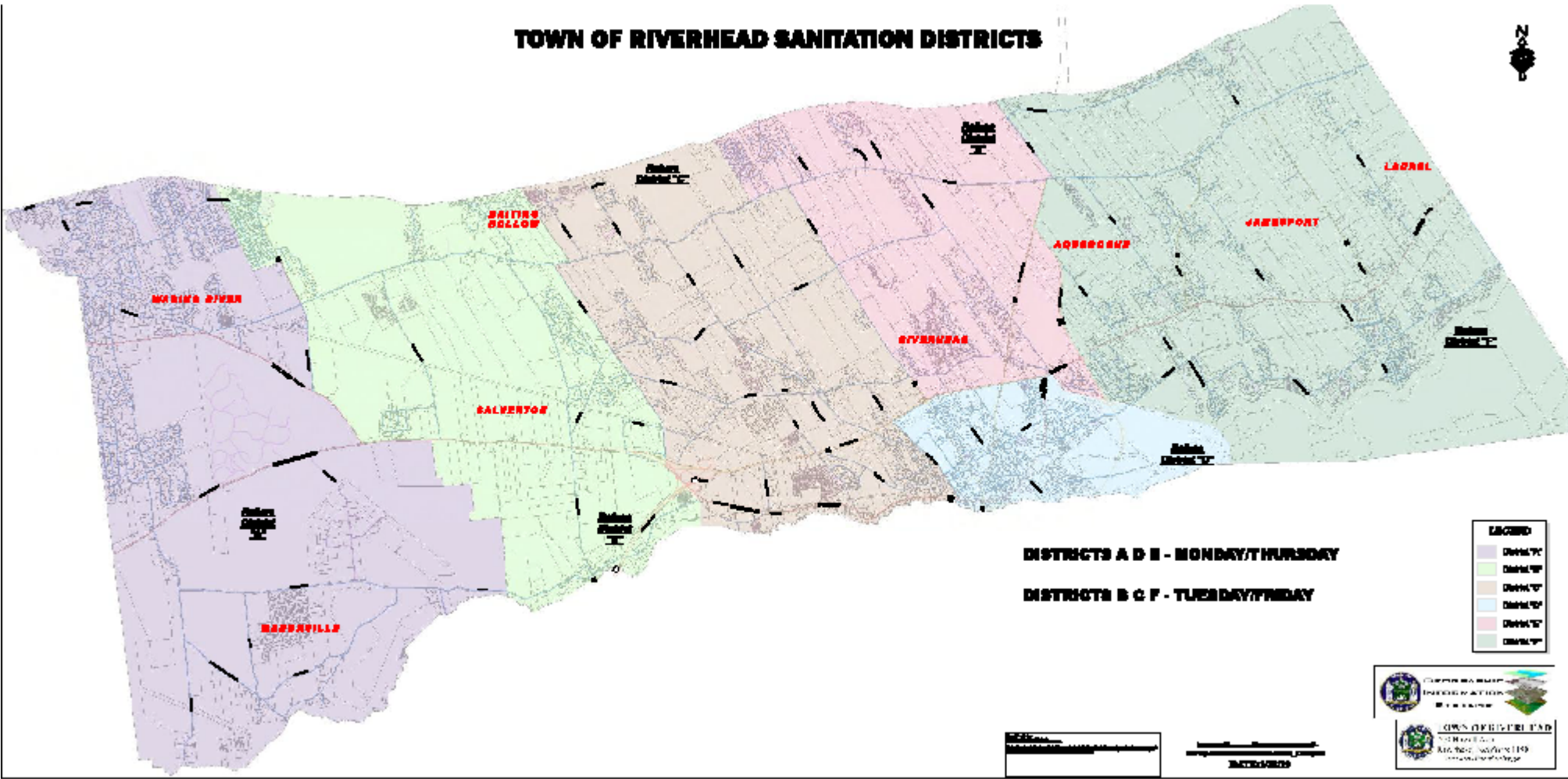
The Town's solid waste program is not dependent on a minimum tonnage of wastes, and the associated tipping fees from those wastes. The Town continues to provide a broad array of solid waste services to the planning unit community based upon long term system performance rather than short term cash flow.

### **1.12 Solid Waste Management Practices that were Both Successfully and Unsuccessfully Implemented in the Previous LSWMP**

The Town of Riverhead's last LSWMP that was approved by the New York Department of Environmental Conservation (NYSDEC) was dated 1990. The Town developed a DLSWMP in 2009 that was never approved by the NYSDEC.

Beginning in 2021, the Town Highway Department will discontinue loose leaf pickup. However, the quantity of bagged leaves from curbside pickup is expected to increase dramatically during 2021 and after because of the termination of loose leaf pickup by Highway. During 2020 the annual loose leaf pickup by Highway was deposited in the Town Yard Waste Facility. As a result of the deposition of loose leaves by Highway during 2020 and the expected increase in volume from bagged residential leaves picked up at the curb by the Towns contracted carter to the Yard Waste Facility the Town plans to register the facility in 2021. The registration will allow a throughput of 10,000 cubic yards annually. The Town has not changed any other solid waste management activities or practices during the past 10 years.







## **CHAPTER 2 - WASTE GENERATION & MATERIALS RECOVERY DATA AND PROJECTIONS**

### **2.1 MSW Projections**

Ten (10) year projections of MSW tonnages have been estimated using the NYSDEC waste calculator for MSW. Historic solid waste tonnages in the Town of Riverhead suggest a baseline per capita waste generation rate of 5.15 lbs/capita/day which is greater than the USEPA reported national values of 4.44 lbs/capita/day and equal to the NYSDEC default value of 5.15 lbs/capita/day. The baseline generation rate is based on 2019 population projections and MSW generation rates from Step 3 in Appendix A, MSW Waste Projection Tables. Final projection estimates include tonnages and material composition and are described further in Chapter 7. Identified sources and generators of MSW are described in further detail as follows.

#### **2.1.a Sources and Generators of MSW**

##### **2.1.a.1 Residents - Major Population Centers**

The Town of Riverhead consists of nine unincorporated hamlets shown with corresponding populations as of the 2010 census: Aquebogue (pop. 2,438); Baiting Hollow (pop. 1,642); Calverton (pop. 6,519, a small portion in the Town of Brookhaven); Jamesport (pop. 1,710); Laurel (pop. 1,294, predominantly in the Town of Southold); Manorville (pop. 14,314, predominantly in the Town of Brookhaven); Northville (pop. 1,340); Riverhead (pop. 13,299); and Wading River (pop. 7,719, a small portion in the Town of Brookhaven).

##### **2.1.a.2 Large Retailers/Commercial Centers**

Each of the hamlets sustain small retail plazas and a combination of agriculture, retail, warehouse, and professional businesses.

##### **2.1.a.3 Municipal Buildings**

Federal, State, County and Town offices are located throughout the planning unit area and are consistent in their waste and recyclable volumes with other offices in the Town.

##### **2.1.a.4 Institutions, School Districts & College**

Riverhead Central School District has a student to teacher ratio of 16:1 (2018-19 Public School Review) compared to the state average of 14:1 (2018-19 Public School Review). The graduation rate for Riverhead High School from 2017-2018 was 80% (data.nysed.gov) compared to 81% for New York State (data.nysed.gov). Total student body among all school districts for all grades is 5,488 students (2017-18 data.nysed.gov).

Riverhead Charter School and St. John Paul II Regional School are located in the Town providing education for grades K-8. The Charter School is a public school and St. John Paul II Regional School is a private school.

The Suffolk County Community College Culinary Arts center, located in downtown Riverhead, provides a two-year Associates Degree in culinary arts as well as other related programs. The arts center is affiliated with the Eastern Campus of Suffolk County Community College which is located south in the Town of Southampton. SUNY Empire State College also maintains a branch in downtown Riverhead.

##### **2.1.a.5 State, County and Federal Parks and Public Spaces**

State parks include:

Wildwood State Park comprises 767-acres that include a beach on Long Island Sound, a playground, picnic tables, hiking and biking, fishing, a campground with tent and trailer sites, cross-country skiing, recreation programs and a food concession.

Hallock State Park Preserve is a 225-acre park and nature preserve containing woodlands, open areas and a rare coastal perched pond, in addition to a one-mile-long beach trail along Long Island Sound. It is intended to serve as a nature preserve in addition to allowing passive recreation such as hiking, fishing, non-motorized boating, and seasonal horse-riding and scuba diving. Development of the remainder of the preserve is in the planning stages and may include formal trails, environmental education, and activities appropriate for a park preserve.

There are no federal parks in the Town of Riverhead.

Indian Island Park is a 275-acre county park which offers trailer and tent campsites plus picnic tables, grills and a playground. The park also includes bird watching, fishing, hiking and golfing.

The North Fork Preserve is a 300-acre Suffolk County Park located between Sound Shore Road and Sound Avenue in Riverhead that includes bird watching, hunting and hiking.

## **2.2 Construction & Demolition Debris Projections**

Separate 10 year waste projections were not developed for C&D debris in the Town of Riverhead. Residential C&D is disposed with MSW at the Town of Brookhaven Landfill by curbside pickup through the Town contracted waste hauler. C&D collected by the Town Sanitation Department is disposed of at Crown Recycling, located at 865 Youngs Avenue in Calverton. All other non-residential C&D is handled and disposed of by the individual generator.

### **2.2.a Significant Construction and Development Activities**

In the past ten years there has been significant development particularly adjacent to the County Route 58 corridor. Developments include Walmart, Lowes, Riverhead Charter School, four solar farms, Island Water Park, Hobby Town, Popeye's, several business parks and several walk in medical facilities. Upcoming construction includes Sonic, Riverhead Islamic Center, a couple of microbreweries and several additional business or medical parks.

## **2.3 Industrial Waste**

The most difficult waste stream to quantify and project the movement and disposal of is industrial waste. This material has generation rates that are highly variable and driven by the merchant - customer relationship and customer demand. Additionally, the material is not handled through the Town of Riverhead Sanitation Department and is handled outside of Town boundaries for material that has alternate use value as an energy source, marketable commodity, or subject to corporate dictates. In the Town of Riverhead there are no sources of industrial waste that impact the Town's solid waste program. Only residential and Town-generated MSW and recyclables are managed by the Town. Non-industrial MSW and recyclables generated from industry is managed by privately-contracted carters.

## **2.4 Biosolids**

All biosolids generated in the Town of Riverhead are sourced from Town waste water treatment plants (WWTPs). It is anticipated for the 10 year planning period for this DLSWMP that biosolids will continue to be received and managed at the WWTPs at levels that are comparable to current rates. All biosolids are currently disposed of off-site in Pennsylvania at a permitted facility. Construction and expansion at the Riverhead WWTP went through a substantial growth period following new New York State Department of Environmental Conservation (NYSDEC) regulations. All of the treatment plant upgrades and new construction facilities have been completed for the facility in Riverhead. A significant expansion is underway for the Calverton WWTP. Accordingly, the current volume of biosolids is believed to be stable for the 10 year planning period of this DLSWMP.

### **2.4.a Waste Water Treatment Plants**

Municipal WWTPs currently service Riverhead and Calverton hamlets. All of the biosolids, and grit are hauled out of state for disposal. There is no land application of WWTP biosolids anywhere within the Town of Riverhead. Due to land use regulations and restrictions, biosolids generation is higher per capita than either state

or national values. It is fully anticipated that the volume of biosolids will remain relatively constant during the 10 year planning period.

## **2.5 10yr Past History - Performance of Existing Solid Waste Program**

The Town of Riverhead regularly measures the quantity and types of wastes received and managed through the Town's Sanitation Department. Since the start of full operations at the Yard Waste Facility in 2003, the Town has managed to significantly reduce the quantity of material landfilled. As expressed on a per capita per day basis, combined wastes buried have steadily dropped from 8.2 lbs/capita/day in 2009 down to 5.23 lbs/capita/day in 2019.

| TOWN OF RIVERHEAD PERFORMANCE RATES<br>SOLID WASTE DISPOSAL<br>(lb/ capita <sup>1</sup> / day) |   |     |
|--|---|-----|
| Town of Riverhead Performance 2019 Actual  | MSW Disposal Performance <sup>2</sup> NYSDEC "Beyond MSW Waste" 2019 actual   | 2.5 |
| NYS Goals  | MSW Disposal Goals NYSDEC "Beyond MSW Waste" Goals Year 2010  | 4.1 |
|  | MSW Disposal Goals NYSDEC "Beyond MSW Waste" Goals Year 2012  | 3.8 |
|  | MSW Disposal Goals NYSDEC "Beyond MSW Waste" Goals Year 2016  | 2.9 |
|  | MSW Disposal Goals NYSDEC "Beyond MSW Waste" Goals Year 2020  | 1.7 |
|  | MSW Disposal Goals NYSDEC "Beyond MSW Waste" Goals Year 2030  | 0.6 |
| Notes:   | <sup>1</sup> Population total 40,397 per Census 2010 for 2019.<br><sup>2</sup> Disposal rate calculated using all waste sources managed through Town of Riverhead solid waste program that are ultimately incinerated externally. |     |

---

NYSDEC "Beyond MSW Waste", December 2010. Defined MSW does not include separate construction and demolition debris, biosolids, or industrial waste. Rate calculated from MSW, MRF & compost residuals tonnages landfilled in 2016. To evaluate performance of the existing solid waste program, comparisons are made to historical values and projected NYS goals articulated in "Beyond Waste" (2010). As defined in "Beyond Waste" the Town of Riverhead is a suburban community with a population density of 500 persons per square mile. Additionally, as defined in "Beyond Waste", municipal solid waste (MSW) municipal solid waste includes materials generated by the residential, commercial and institutional sectors, and does not include construction and demolition debris, biosolids, or industrial waste.

The reduction in hauling material out of Town for landfilling is due in large part to the materials processed at the Yard Waste Facility, with additional reduction through expanded conventional recycling. The following six tables/pie charts below show the history of the past ten (10) years of the Town of Riverhead including municipal solid waste receipts for landfill disposal (1), diversions (3), and total waste composition (2), respectively.

Reflected in these tables and pie charts are the marketing and infrastructure changes that the Town's solid waste program has made to both transform the program from material disposal to material management, and to address changes in market opportunities. Most dramatically the program has shown a significant reduction in out of Town land burial with the full implementation of the Yard Waste program; continued implementation of the STOP program; and continued recycling efforts. The Yard Waste facility includes on-site leaf, grass and wood grinding with off-site disposal through marketing by Crown Recycling. The Town also supplies residents with mulch and woodchips free of charge.

Specific to the materials recovery efforts, the past 10 years has seen the continuation of the STOP program which includes household hazardous wastes and electronics.

While the past 10 year history can be described as successful, the Town has identified additional opportunities for increasing the effectiveness of the recycling program with off-site glass processing and reuse. Please refer to Appendix B for the Town of Riverhead 2020 Recycling Calendar and MSW Flyer. This calendar and flyer outlines the Town's recycling guidelines, collection schedule and holidays. The associated letter includes helpful recycling information further explaining curbside pickup for both refuse and recyclables.

## 2.5.a

| <b>Town of Riverhead Municipal Solid Waste Management<br/>Types &amp; Quantities of Solid Waste Receipts Managed for Incinerator Disposal<br/>(2010 population = 33,506)</b> |          |          |          |          |           |           |           |           |           |           |
|--|----------|----------|----------|----------|-----------|-----------|-----------|-----------|-----------|-----------|
| Town of Riverhead SWMC   | 2010     | 2011     | 2012     | 2013     | 2014      | 2015      | 2016      | 2017      | 2018      | 2019      |
| <b>MSW INCINERATOR INPUTS - wet tons</b>   |          |          |          |          |           |           |           |           |           |           |
| MSW to Off-Site Incinerator  | 26190.20 | 23109.00 | 24649.60 | 23879.30 | 23322.02  | 23257.79  | 23960.95  | 27287.40  | 26774.33  | 24356.21  |
| <b>TOTAL MSW Incinerator Tons</b>  | 26190.20 | 23109.00 | 24649.60 | 23879.30 | 23,322.02 | 23,257.79 | 23,960.95 | 27,287.40 | 26,774.33 | 24,356.21 |
| <b>TOTAL MSW Incinerated<br/>(Pounds per Capita per Day)</b>   | 4.28     | 3.73     | 3.98     | 3.81     | 3.67      | 3.61      | 3.67      | 4.13      | 4.00      | 3.59      |

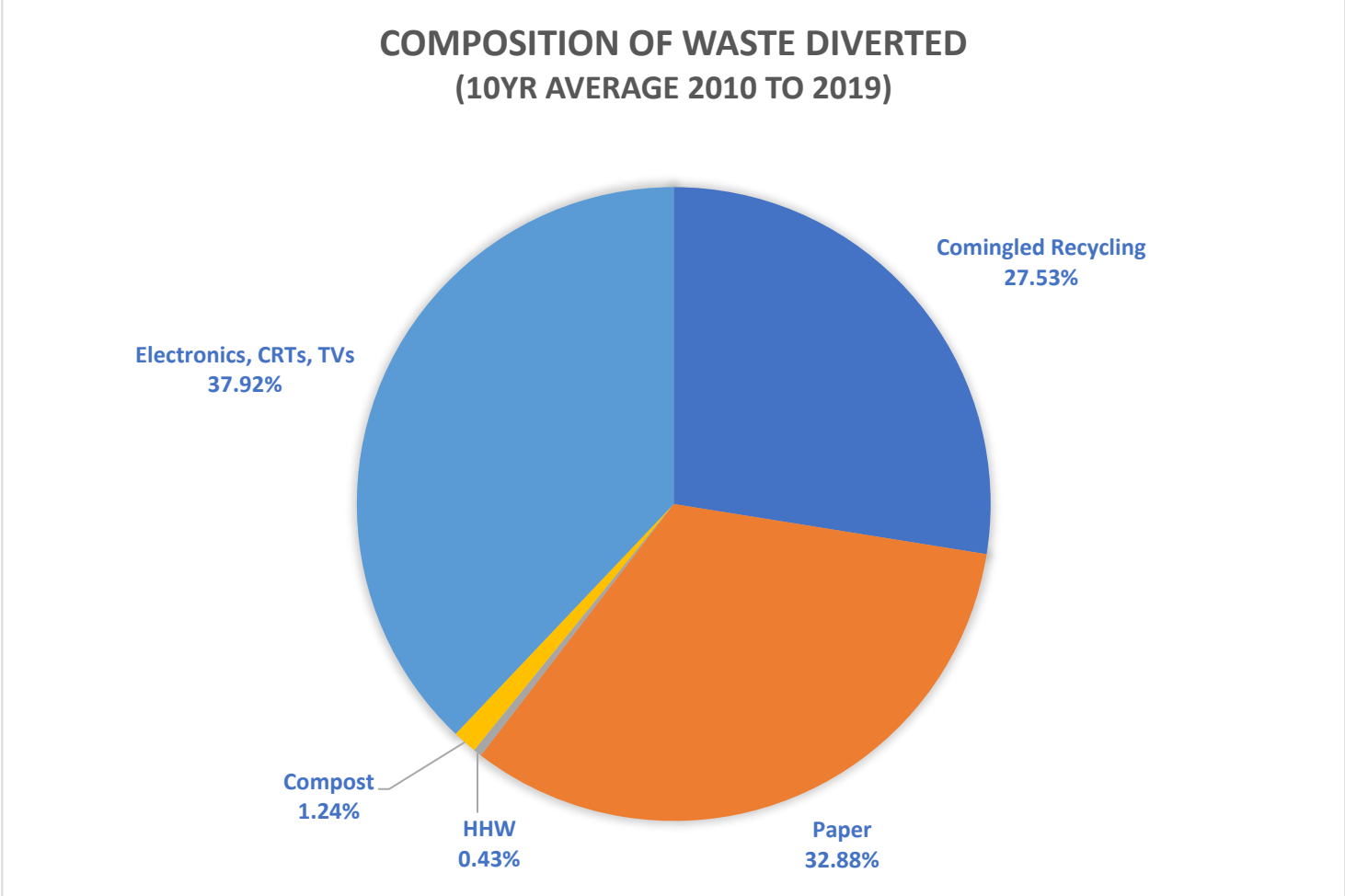
Please note that the solid waste receipts for the years 2010-2013 were estimated as these records were misplaced during the Sanitation Department's move from Howell Avenue to Pulaski Street. The Town will continue to search for these records and will replace the current data with actual receipt information if the records are found.

Because the MSW values derived from waste receipts for 2010-2013, the RSW values shown in the last table and pie chart will be replaced by values based on waste receipts should these documents be found.

2.5.b

| <b>Town of Riverhead Solid Waste Management</b><br>Types & Quantities of Materials Diverted from Off-Site Incinerator Disposal (scale records in tons) |         |         |         |         |         |         |         |         |         |         |
|--|---------|---------|---------|---------|---------|---------|---------|---------|---------|---------|
| Material / Year  | 2010    | 2011    | 2012    | 2013    | 2014    | 2015    | 2016    | 2017    | 2018    | 2019    |
| Comingled Recycling  | 1234.02 | 1087.66 | 1030.43 | 1046.07 | 1143.39 | 1060.69 | 2523.41 | 1020.29 | 1066.99 | 1057.58 |
| Paper  | 1745.50 | 1420.43 | 1588.36 | 1656.59 | 1392.96 | 1440.05 | 1242.96 | 1374.11 | 1320.02 | 1475.28 |
| Electronics, CRTs, TVs   | 3.08    | 4.84    | 10.35   | 4.41    | 6.66    | 19.36   | 29.84   | 33.31   | 38.79   | 41.10   |
| HHW  | 45.73   | 49.82   | 65.04   | 58.24   | 42.35   | 58.00   | 57.50   | 52.83   | 62.34   | 60.35   |
| Compost  | 501.74  | 747.85  | 519.95  | 2079.81 | 1039.91 | 2339.79 | 2599.76 | 2911.73 | 2599.76 | 1559.86 |
| <b>SUB-TOTAL</b>   | 3530.07 | 3310.61 | 3214.13 | 4845.11 | 3625.26 | 4917.88 | 6453.47 | 5392.28 | 5087.90 | 4194.16 |
| <b>MSW to Compost &amp; Recycling</b><br>(Pounds/Capita/Day)   | 0.58    | 0.53    | 0.51    | 0.76    | 0.56    | 0.75    | 0.98    | 0.81    | 0.75    | 0.61    |

2.5.c



## **CHAPTER 3 - EXISTING SOLID WASTE MANAGEMENT SYSTEM**

### **3.1 Current Inventory Description**

The Town of Riverhead solid waste infrastructure and facilities are a combination of public and private ownership. The Town solid waste program control is focused primarily on curbside solid waste collection with solid waste disposal from Town facilities by the Town Sanitation Department. The collection system is controlled by the Town and preclude hamlets and other communities from implementing and enforcing their own solid waste regulations at the local level by local laws, land use standards, zoning, sub-division regulation, site plan review, or code enforcement.

Infrastructure in the form of landfill operation, recycling facilities and transfer services are not present in the Town. The Town's solid waste collection is performed by a private hauler. In addition, the Town operates a compost facility on Young's Avenue in Riverhead to address yard waste from Highway Department operations.

### **3.2 Town of Riverhead Sanitation Infrastructure**

Infrastructure components consist of a closed municipal solid waste (MSW) landfill, yard waste facility, composting facility and transportation.

### **3.3 Residential Solid Waste Collection Excluded from the Collection District**

Residential Condominiums, private community townhouse developments, cooperatives and trailer parks are excluded from the Town's Solid Waste District. These developments are served separately by local private commercial carters. This excluded waste represents approximately 20% of all residential solid waste collected in the Town.

### **3.4 Non-Residential Solid Waste Collection**

The Town's contracted private commercial carter does not collect non-residential (commercial, industrial and institutional) generated solid waste. All non-residential waste is collected and disposed of by the private commercial carters under contract to the individual establishment, land owner, lessee or tenant. Most commercial, industrial and institutional establishments within the Town use larger containers or dumpsters to store solid waste which are typically placed in the rear of the establishments. Private commercial carters collecting solid waste operate under the Town's permitting system and must be licensed to perform business inside the Town of Riverhead and currently do not report tonnages of solid waste collected. A copy of the Town's commercial private waste disposal license application is included in Appendix C.

The Town does not recommend any particular private commercial carter for servicing non-residential customers nor does it dictate business practices. There is a hauler licensing program currently in the planning unit. The Town requires annual licensing of all private haulers and self-deliveries. The licensing program requires the names of personnel working in the Town and detailed information on all sanitation equipment to be employed within the Town. Section 3.5 lists all private haulers conducting sanitation activities in the Town of Riverhead including cradle to grave tracking of waste.

### **3.5 Private Sector Solid Waste Facilities and Carters Permitted to Operate in the Town of Riverhead**

Private solid waste carters are required to comply with solid waste local laws and are currently subject to permit by the Town solid waste program. Solid waste regulations at the Town level are established and enforced by local law, land use standards, zoning, sub-division regulation, site plan review, or code enforcement. Vehicles transporting regulated waste, including tires and HHW, must be permitted annually per 6 NYCRR Part 364.

The Town has only one licensed private solid waste management facility which is Crown Recycling, located



at 865 Youngs Avenue in Calverton, NY. The Crown Recycling facility is located on 2.5 acres and has a capacity of 825 tons/day of construction debris and 375 tons/day of solid waste. The following is a list of other known private-sector solid waste carters in the Town:

### **3.5.1 Generation to Disposal Information For Private Carters**

#### **3.5.a. Peconic Recycling and Transfer Corp., 560 Commerce Road Mattituck NY 11935**

- i. Carter Transfer Station - 810 Commerce Road Mattituck NY 11935
  1. Transfer Station Capacity
    - a. MSW – 400 tons/day
    - b. C&D – 400 tons/day
  2. Processing of Materials at Transfer Station
    - a. Recyclables pulled and separated by commodity
    - b. Metals remain on Long Island and are sent to Disposal Facility
    - c. Remaining Trash after separation process is sent to Disposal Facility
- ii. Carter Metal Disposal Facility #1 - PK Metals, 3542 NY-112, Coram NY 11727
  1. Average intake = 165 tons/day
- iii. Carter Metal Disposal Facility #2 - Gershow Recycling Corp., 71 Peconic Ave. Medford NY 11763
  1. Did not respond to inquiry, listed as ONLY Vehicle Dismantler Facility on DEC website:  
[ftp://ftp.dec.state.ny.us/dshm/SWMF/Annual%20Reports\\_Solid%20Waste%20Management%20Facility/Annual%20Reports\\_by%20Activity%20Type/](ftp://ftp.dec.state.ny.us/dshm/SWMF/Annual%20Reports_Solid%20Waste%20Management%20Facility/Annual%20Reports_by%20Activity%20Type/)
- iv. MSW Disposal Facility #1 - Republic Services Carbon Limestone Landfill, 8100 S. State Rd Lowellville OH 44436
  1. Capacity – 11,000 tons/day
- v. MSW Disposal Facility #2 – Waste Management – Charles City Landfill, 8000 Chambers Rd. Charles City VA 23030
  1. Capacity – 6,000 tons/day

#### **3.5.b. Long Island Compost Corp., 100 Urban Avenue Westbury NY 11590**

- i. Carter Disposal Facility – 445 Horseblock Road Yaphank NY 11980
  1. This facility processes all materials taken in on site
    - a. Yard Waste – 85,500 tons/year
    - b. Wood Materials – 3,000 yd<sup>3</sup>/day
    - c. Organic Waste (Digester) – 215,000 tons/year

#### **3.5.c. National Waste Services LLC., 1863 Harrison Avenue Bayshore NY 11706**

- i. Carter Transfer Station #1– Try Recycling, 135 South 2<sup>nd</sup> Street Bayshore NY 11706
  1. Transfer Station Capacity
    - a. MSW – 750 yd<sup>3</sup>/day
- ii. Carter Transfer Station #2 – 45 Garfield Avenue Bayshore NY 11706
  1. Transfer Station Capacity
    - a. C&D – 750 yd<sup>3</sup>/day

- iii. Carter Disposal Facility #1 – Huntington Recycling Center, 641 New York Ave Huntington NY 11743
  - 1. Final Disposal Facility Capacity and Types of Materials (as provided)
    - a. Hazmat Materials – 2-3 tons/day (Radiac)
    - b. Electronics – 5 tons/day
    - c. Plastics – 2 tons/day
    - d. Cardboard – 1 ton/day
    - e. Metals – 2 tons/day
    - f. Grass – 2 tons/day
      - Power Crush Inc., 140 Old Northport Rd Kings Park NY 11754
    - g. Commodity Recyclables
      - OMNI Recycling, 7 Portland Avenue Westbury, NY 11590
    - h. Light Bulbs
      - American Lamp Recycling, 55 Riverview Dr. Marlboro NY 12542
- iv. Carter Disposal Facility #2 – Covanta Hempstead, 600 Merchants Concourse Westbury NY 11590
  - 1. Daily Intake (2019 Average as per DEC Website)
    - a. 2767 tons/day (received)
    - b. 2747 tons/day (processed)
- v. Carter Disposal Facility #3 – Town of Brookhaven Landfill, 350 Horseblock Road Brookhaven NY 11719
  - 1. As per DEC website, 832,121.26 total tons solid waste was received in 2019.

**3.5.d. Crown Sanitation, 865 Youngs Avenue Calverton NY 11933**

- i. Carter Transfer Station – Crown Sanitation, 865 Youngs Avenue Calverton NY 11933
  - 1. Transfer Station Capacity
    - a. MSW – 375 tons/day
    - b. C&D - 825 tons/day
- ii. C&D Disposal Facility #1 – Town of Brookhaven Landfill, 350 Horseblock Road Brookhaven NY 11719
  - 1. As per DEC website, 832,121.26 total tons solid waste was received in 2019.
- iii. C&D Disposal Facility #2 –110 Sand and Disposall, 136 Spagnoli Rd. Melville NY 11747
  - 1. As per the Engineer Jim Deveson their permit allows 6,000 tons/day.
- iv. MSW Disposal Facility #1 - Republic Services Carbon Limestone Landfill, 8100 S. State Rd Lowellville OH 44436
  - 1. Capacity – 11,000 tons/day
- v. MSW Disposal Facility #2 – Waste Management – Charles City Landfill, 8000 Chambers Rd. Charles City VA 23030
  - 1. Capacity – 6,000 tons/day

**3.5.e. Winters Bros. Waste Systems, 82 Old Dock Road Yaphank NY 11980**

- i. MSW Carter Transfer Station – 971 Waverly Avenue Holtsville NY 11742
  - 1. Transfer Station Capacity

- a. MSW – 850 tons/day
- ii. C&D Carter Transfer Station – 82 Old Dock Road Yaphank NY 11980
  - 1. Transfer Station Capacity
    - a. C&D – 780 tons/day
- iii. Disposal Facility #1 – Town of Brookhaven Landfill, 350 Horseblock Road Brookhaven NY 11719
  - 1. As per DEC website, 832,121.26 total tons solid waste was received in 2019.
- iv. Disposal Facility #2 - Republic Services Carbon Limestone Landfill, 8100 S. State Rd Lowellville OH 44436
  - 1. Capacity – 11,000 tons/day
- v. Disposal Facility #3 - Republic Services Brunswick Landfill, 107 Mallard Crossing Road Lawrenceville VA 23868
  - 1. No capacity, Refused to disclose daily intake over the phone (434) 848-9277
- vi. Disposal Facility #4 – Waste Management Alliance Landfill, 398 South Keyser Avenue Taylor PA 18517
  - 1. Daily Maximum – 5,000 tons/day
  - 2. Daily Average Approx. – 2,000 tons/day
  - 3. Facility Remaining Capacity – 24 Million Tons
- vii. Disposal Facility #5 - Republic Services Conestoga Landfill, 420 Quarry Road Morgantown PA 19543
  - 1. Rough Daily Intake – 5,000 tons/day
  - 2. Permit Allows – 10,000 tons/day

**3.5.f. Maggio Sanitation, 88 Old Dock Road Yaphank NY 11980**

- i. Carter Transfer Station – 88 Old Dock Road Yaphank NY 11980
  - 1. Transfer Station Capacity
    - a. MSW – 86 tons/day
    - b. C&D – 60 tons/day
    - c. Cardboard – 18 tons/day
- ii. Disposal Facility #1 – Town of Brookhaven Landfill, 350 Horseblock Road Brookhaven NY 11719
  - 1. As per DEC website, 832,121.26 total tons solid waste was received in 2019.
- iii. Disposal Facility #2 - Republic Services Carbon Limestone Landfill, 8100 S. State Rd Lowellville OH 44436
  - 1. Capacity – 11,000 tons/day
- iv. Disposal Facility #3 – Waste Management – Charles City Landfill, 8000 Chambers Rd. Charles City VA 23030
  - 1. Capacity – 6,000 tons/day
- v. Disposal Facility #4 – Peconic Recycling and Transfer Corp., 810 Commerce Road Mattituck NY 11935

1. For Details see “Peconic Recycling and Transfer Corp.” as listed 1) above.

### **3.5.g. Jet Sanitation, 228 Blydenburg Road Islandia NY 11749**

- i. Carter Transfer Station – 228 Blydenburg Road Islandia NY 11749
  1. Transfer Station Capacity
    - a. MSW – 13 tons/day
    - b. C&D – 1 ton/day
    - c. Corrugated Recyclables – 1 ton/day
- ii. Carter Disposal Facility #1 – Huntington Recycling Center, 641 New York Ave Huntington NY 11743
  1. Final Disposal Facility Capacity and Types of Materials (as provided)
    - a. Hazmat Materials – 2-3 tons/day (Radiac)
    - b. Electronics – 5 tons/day
    - c. Plastics – 2 tons/day
    - d. Cardboard – 1 ton/day
    - e. Metals – 2 tons/day
    - f. Grass – 2 tons/day
      - Power Crush Inc., 140 Old Northport Rd Kings Park NY 11754
    - g. Commodity Recyclables
      - OMNI Recycling, 7 Portland Avenue Westbury, NY 11590
    - h. Light Bulbs

### **3.5.h. American Lamp Recycling, 55 Riverview Dr. Marlboro NY 12542**

- i. Carter Disposal Facility #2 – Covanta Babylon Inc., 125 Gleam Street West Babylon NY 11704
  1. Average Intake – 4,500 to 5,000 tons/week
- ii. Disposal Facility #3 – Town of Brookhaven Landfill, 350 Horseblock Road Brookhaven NY 11719
  1. As per DEC website, 832,121.26 total tons solid waste was received in 2019.
- iii. Disposal Facility #4 - Republic Services Carbon Limestone Landfill, 8100 S. State Rd Lowellville OH 44436
  1. Capacity – 11,000 tons/day
- iv. Disposal Facility #5 – Waste Management – Charles City Landfill, 8000 Chambers Rd. Charles City VA 23030
  1. Capacity – 6,000 tons/day

### **3.5.i. Colucci Carting, 50 Miller Place-Yaphank Road Middle Island NY 11953**

- i. MSW Carter Transfer Station – 971 Waverly Avenue Holtsville NY 11742
  1. Transfer Station Capacity
    - a. MSW – 850 tons/day
- ii. C&D Carter Transfer Station – 82 Old Dock Road Yaphank NY 11980

1. Transfer Station Capacity
  - a. C&D – 780 tons/day
- iii. Disposal Facility #1 – Town of Brookhaven Landfill, 350 Horseblock Road Brookhaven NY 11719
  1. As per DEC website, 832,121.26 total tons solid waste was received in 2019.
- iv. Disposal Facility #2 - Republic Services Carbon Limestone Landfill, 8100 S. State Rd Lowellville OH 44436
  1. Capacity – 11,000 tons/day
- v. Disposal Facility #3 - Republic Services Brunswick Landfill, 107 Mallard Crossing Road Lawrenceville VA 23868
  1. No capacity, Refused to disclose daily intake over the phone (434) 848-9277
- vi. Disposal Facility #4 – Waste Management Alliance Landfill, 398 South Keyser Avenue Taylor PA 18517
  1. Daily Maximum – 5,000 tons/day
  2. Daily Average Approx. – 2,000 tons/day
  3. Facility Remaining Capacity – 24 Million Tons
- vi. Disposal Facility #5 - Republic Services Conestoga Landfill, 420 Quarry Road Morgantown PA 19543
  1. Rough Daily Intake – 5,000 tons/day
  2. Permit Allows – 10,000 tons/day

All waste carters operating within the Town must file quarterly reports identifying the types and quantities of solid waste and recyclable materials collected.

### **3.6 Town of Riverhead Collection Methods for C&D and Industrial Waste**

Beginning in 1993 and through the present, residential C&D debris generated from minor repairs and renovations may be placed curbside with refuse/garbage for scheduled collection by the Town-contracted waste carter. Town generated C&D debris is disposed of at Peconic Recycling and Transfer by the Town Sanitation Department. Please see below for a detailed breakdown of cradle to grave processing of

### **3.7 Town of Riverhead Solid Waste Collection District**

The Town has established itself as a Solid Waste Collection and Disposal District. The District consists of six Contract Bid Areas (CBAs). Solid waste (including recyclables, yard waste and white goods/bulky items) from the CBAs is collected by a private carter who is contracted with the Town to dispose of the waste at an external permitted facility. The Town's CBAs are identified as areas A through F as shown on the Contract Bid Area Map (next page). Currently, all six CBAs are serviced by European American for the collection and disposal of all residential solid waste except for those communities that are excluded from the Town District as described in Chapter 4. European American was awarded the Town bid for all six residential solid waste CBAs for a period of five years from January 1, 2018 through December 31, 2022 by Resolution #594 as shown in Appendix D. Table 3-1 depicts the CBAs and their associated solid waste management costs for each family unit for the 9 year period from 2012 through 2020 as bid by European American and other previous carters.

**TABLE 3-1**  
**TOWN OF RIVERHEAD LOCAL SOLID WASTE MANAGEMENT PLAN**  
**TOWN CONTRACT BID AREAS AND ASSOCIATED SOLID WASTE MANAGEMENT**  
**YEARLY COSTS FOR EACH FAMILY UNIT**

| District | A           | B           | C           | D           | E           | F           |
|----------|-------------|-------------|-------------|-------------|-------------|-------------|
| 2012     | 239.64/UNIT | 239.64/UNIT | 239.64/UNIT | 239.64/UNIT | 239.64/UNIT | 239.64/UNIT |
| 2013     | 239.64/UNIT | 239.64/UNIT | 239.64/UNIT | 239.64/UNIT | 239.64/UNIT | 239.64/UNIT |
| 2014     | 239.64/UNIT | 239.64/UNIT | 239.64/UNIT | 239.64/UNIT | 239.64/UNIT | 239.64/UNIT |
| 2015     | 239.64/UNIT | 239.64/UNIT | 239.64/UNIT | 239.64/UNIT | 239.64/UNIT | 239.64/UNIT |
| 2016     | 242.52/UNIT | 242.52/UNIT | 242.52/UNIT | 239.64/UNIT | 242.52/UNIT | 239.64/UNIT |
| 2017     | 242.52/UNIT | 242.52/UNIT | 242.52/UNIT | 239.64/UNIT | 242.52/UNIT | 239.64/UNIT |
| 2018     | 248.76/UNIT | 248.76/UNIT | 248.76/UNIT | 248.76/UNIT | 248.76/UNIT | 248.76/UNIT |
| 2019     | 248.76/UNIT | 248.76/UNIT | 248.76/UNIT | 248.76/UNIT | 248.76/UNIT | 248.76/UNIT |
| 2020     | 248.76/UNIT | 248.76/UNIT | 248.76/UNIT | 248.76/UNIT | 248.76/UNIT | 248.76/UNIT |

Source: Town of Riverhead Adopted Resolutions #911, 2011 and #594, 2017

### **3.8 Town of Riverhead Solid Waste Collection District Collection Practices**

#### **3.8.a Residential MSW Collection**

There are 12,990 reported households in the Town of Riverhead (2010 US Census). Approximately 80% (10,162) of these households are serviced by curbside recyclable collection through a Town-contracted private hauler. As previously noted, the remaining households are comprised of private communities. Town-collected residential waste comprises 46% of the total output from the Town, including C&D, commercial and industrial MSW.

Residents are allowed to put out up to four bags of regular garbage on the first day of pick up and then up to four bags of regular garbage and up to 6 bulk items on the second day for a total of 14 items per week. CBAs A, D and E have scheduled regular and bulk curbside pickup on Monday and Thursday of each week. CBAs B, C and F have scheduled regular and bulk curbside pickup on Tuesday and Friday of each week. In the event that a collection day falls on a holiday, or in the event of a weather condition which prevents collection, the service scheduled will not be provided. Solid waste collection schedules for each residential contract bid area along with disposal regulations are communicated to Town residents via an annual distribution of a brochure, which is also available on the Town's website.

#### **3.8.b. Residential MSW Disposal**

All residential solid waste collected by European American is delivered to the Town of Brookhaven MSW transfer station under the term of a three year contract. The transfer station is located at 350 Horseblock Road, Brookhaven, NY and has an annual capacity of 323,000 tons. At the Brookhaven Landfill, waste is consolidated into larger trucks and transported to Covanta Hempstead, located at 600 Merchants Concourse, Westbury, NY 11590. At Covanta Hempstead the refuse is incinerated and the energy is transformed into electricity. Covanta Hempstead is located on 15 Acres and began commercial operation in 1989. It is Long Island's largest Energy-from-Waste facility. The facility accepts delivery of waste 6 days a week and processes 24 hours a day. Steam created in the combustion process drives an 80-megawatt turbine generator, producing electricity for in-plant use and for sale to the local utility. Waste processing capacity is 1,700 tons per day. The ash by product is returned to the Brookhaven Landfill also at 350 Horseblock Road. Both Brookhaven and Covanta officials have been contacted and no plan is currently in place for ash disposal when the Town of

Brookhaven Ash Landfill closes in 2024.

### **3.8.c. Paper and Cardboard Recycling**

Cardboard and paper are collected by the Town's contracted carter every other Wednesday and brought to Great Northern Fibers LLC., located at 77 Field St, West Babylon, NY 11704. At Great Northern Fibers the material is cleaned, baled and prepared for transport. The facility has a throughput capacity of 250 tons per day of paper and cardboard.

The material is then collected by a hauler commissioned by a buyer and brought to Port Elizabeth located at 201 Export St, Newark, NJ 07114 for shipment to China. Once in China the material is processed and converted to cellulose fibers and reused into making various types of new paper products.

### **3.8.d. Co-Mingled Recyclables**

Co-mingled recyclables are collected curbside by European American every other Wednesday and delivered to Town of Islip's Material Recovery Facility (MRF), located at 1155 Lincoln Avenue, Holbrook, NY, 11741. Material is processed through the MRF and separated into glass, metal, aluminum, tin, residual recycling and non-recyclable MSW.

Glass is brought to the Town of Islip's Blydenburgh Rd Landfill located at 440 Blydenburgh Rd, Hauppauge, NY 11788 and used as ground cover.

Metal, Aluminum and Tin are brought to Suffolk Industrial Recovery Corp dba PK Metals and located at 3542 Route 112 Coram, NY 11727. The facility handles over 50,000 tons of scrap metal annually. When the material is prepared and baled, it is shipped to a downstream user depending on current pricing. The majority of the cans shipped from the facility are delivered to NH Kelman at 41 Euclid Street, Cohoes, NY 12047.

Residual recycling is brought to Winter Brothers Recycling, located at 19 Nancy Street, West Babylon, NY 11704, for processing. The recyclables are sorted and plastics, tin and aluminum are recovered, baled and sold to various manufactures to produce new products. Permitted capacity is 3,600 tons per week.

Non-recyclable MSW is brought to the Town of Islip's Incinerator which is operated by Covanta and located at 4001 Veterans Memorial Highway, Ronkonkoma, NY 11779. The refuse is incinerated and the energy is transformed into electricity. The ash byproduct is returned to the Brookhaven Landfill located at 350 Horseblock Road.

## **3.9 Town In-House Waste Collection**

Solid waste from all Town owned offices, buildings and park facilities are collected by two Town of Riverhead Sanitation Department Employees who utilize Town vehicles and equipment. The MSW is transported to Peconic Recycling and Transfer Corp. located at 560 Commerce Driver in Cutchogue, NY. At Peconic Recycling and Transfer the MSW is separated from the recyclables. The non-recyclable MSW is baled and transported to several different out of state landfills located in Virginia or Ohio and contracted with Peconic Recycling and Transfer. The precise disposal location is dependent upon the type of material and the current market. The plastic and cardboard is baled and shipped overseas or brought to local scrap metal firms such as PK Metal and Gershow Recycling. Gershow Recycling is located at 27 Hubbard Avenue in Riverhead, NY 11901.

## **3.10 Public Education and Outreach Activities**

Public education and outreach activities are provided through multiple outlets and methods. The Town maintains



an active website specific to the solid waste and recycling program. The Town's website includes current information on solid wastes and recyclables managed through the Town's program, curbside pickup schedule for MSW, recyclables and yard waste, specific information on customer guidelines, prohibited items, options for household hazardous wastes, compost availability, and links to other relevant websites ([www.townofriverheadny.gov](http://www.townofriverheadny.gov)).

The Town has a storm water pollution prevention/waste recycling education program with the Third Grade at Roanoke Avenue School. The program involves the Sanitation and Engineering Departments visiting Roanoke Avenue School to promote storm water pollution prevention and waste recycling. The program also focuses on the Town's curbside program and how the recovered materials are processed and returned to the economic stream as useable goods. Available education materials are distributed to the children. The program is well received and the Sanitation and Engineering Departments are planning to present to a higher grade at Riley Avenue School.

In-house waste reduction, recycling and materials management education and program support is provided on an as-requested basis to local industry, businesses, schools, and community groups.

The Town's Sanitation Department is a member of the Recycling Coalition of Long Island. This coalition meets, defines and implements goals for recycling in Suffolk County. The Sanitation Department also meets with Suffolk County Legislature and the Long Island Solid Waste Leadership Council to discuss glass recycling issues and alternative disposal methods after the Brookhaven Ash Landfill is closed in 2024. The recycling flyer developed by Suffolk County graphically illustrates the proper and improper methodologies for recycling. This flyer is included in Appendix E.

### **3.11 Flow Control Constraints**

Flow control refers to a legally authorized requirement that waste be delivered to specified facilities. There is no Town implemented or sanctioned flow control systems currently or anticipated for the planning unit.

### **3.12 Incentive Strategies**

MSW and recyclables generated within the Town of Riverhead and delivered to an out of town disposal facility are subject to a disposal fee. Other waste items subject to disposal fees include construction & demolition debris, contaminated soils, and asbestos. Recyclable items are accepted by the Town at no fee to provide economic incentive to recycle for all waste generators, regardless of the collection methods used.

### **3.13 Institutional Programs for School Districts, Colleges, Hospitals, and Prisons**

Recycling efforts at institutions and schools are self-selected by the waste generator. Under the local solid waste management plan, materials collected privately within the Town must be in compliance with local laws - adhering to recycling of designated recyclables and material handling guidelines for the ultimate disposal location. The manner in which the waste generator selects to meet this standard is self-determined. There is no planning unit sponsored programs specifically targeting institutions, schools, colleges, hospitals, or prisons existing currently or anticipated for the planning unit.

### **3.14 Industrial Recyclables Recovery Efforts and Strategies**

Many industries and commercial establishments have a long history of self-marketing their recyclable and waste materials. The Town does not intervene into these activities, and these establishments are free to market their own recyclable materials and retain all the financial benefits. These direct recycling efforts represent an institutionalization of recycling activities and provide the momentum to continue significant commercial recycling during economic down times and bolstering recycling activities when economics and commodities market values are high. The Town does not require businesses to report information on quantities of recyclables managed by industrial and commercial establishments. When managed by private waste hauler, smaller commercial and institutional waste generators are aggregated within the general customer base. Regardless of the system used, the Town mandated recyclables and solid waste program guidelines are applied uniformly across the entire Town, and are applicable to industrial, commercial, and institutional generators.

### **3.15 Residential Recycling Program Excluded from the Collection District**

Recyclable collection from residential condominiums, private community townhouse developments, cooperatives and trailer parks are not serviced in the Town's Solid Waste District and are handled by various local private commercial carters. These non-serviced residential properties typically contain commingled only and cardboard only dumpsters or compactors to store recyclables which are placed in the rear of the residential developments. Private commercial carters collecting recyclables operate under the Town's solid waste carter permitting system and must obtain a waste disposal license to perform business inside the Town.

### **3.16 Former MSW Landfill**

#### **3.16.a. Landfill**

The Town's former MSW Landfill operated from 1968-1993 at which time it was closed. The landfill is located at 437 and 483 Youngs Avenue in Calverton (see Appendix F for Site Plan). The landfill's physical condition is inspected monthly by a privately contracted consultant and a report detailing findings and recommendations is submitted to the Town. A monitoring well network located in and around the landfill is sampled quarterly and the findings and recommendations reported to the Town and NYSDEC.

#### **3.16.b. Transfer Station**

When the Town's landfill was closed, the Town opened a transfer station from 1993-1996 on the landfill parcel. The Sanitation Department in conjunction with private commercial carters contracted by the Town utilized the transfer station to handle the residential and nonresidential waste streams. The Town shipped wastes to off-Island disposal facilities through waste disposal trucking contracts.

#### **3.16.c. Landfill Gas Collection**

The Town's former landfill located on Young's Avenue maintains a passive methane gas collection system through vents in the landfill cap. The system is inspected monthly. Methane gas generated from the landfill was actively used for the generation of electricity for sale to the local utility company (PSEG formerly LILCO) from 1986 to 1992. Methane gas was "harvested" from the landfill by a private company (United Energy) through a series of PVC wells connecting to mechanical vacuum compressor. This gas was then directed to a one Mega Watt (MW) reciprocating engine driven generator. Electricity produced from this generator was then sold to the local utility. Proceeds from the sale of electricity were shared between the United Energy and the Town of Riverhead as areas of the landfill became depleted of methane gas, the wells were moved to other areas of the landfill. Eventually, after all areas of the landfill became depleted of gas, the system was shut down. Current monthly testing of the now capped landfill gas vents indicates very minimal presence of gas remaining.

### **3.17 Beneficial Use of Solid Waste**

Materials are collected from residents and disposed of by the designated end user. Therefore there is no evaluation by the Town of waste for potential beneficial use. Most recyclables are collected and reused by recycling materials such as cardboard, plastics, glass, etc.

### **3.18 Yard Waste**

The Town's collection for residential yard waste for 2019 is as follows:

- No grass collection;
- Residents may drop off yard waste, including grass, at the Town's yard waste facility, 532 Youngs Avenue, Calverton.
- The Town's contracted carter, European American, will collect paper-bagged, bundled and/or containers of yard waste on bulk days generally twice per month with less days monthly in the winter

and more during the autumn. Yard waste disposal days are indicated on the annual recycling calendar (Appendix B). There is no limit on yard waste pickup from the curb.

In 2003, the Town received NYSDEC Registration 52C28R for accepting and processing up to 10,000 cubic yards of yard waste annually at 437 and 483 Youngs Avenue on the south side of the road. On August 25, 2009, the Town yard waste facility moved to the north side 532 Youngs Avenue on the north side of the road and was assigned DEC Registration Number 52Y72R. The facility is located between the former Town Animal Shelter to the east and Crown Recycling to the west on approximately two acres. This facility no longer maintains a NYSDEC Registration as its annual throughput volume is less than 3,000 cubic yards (refer to Appendix G for facility layout). From 2003 to 2018 the Town reported its annual throughput to the NYSDEC based on the various types of yard waste processed.

Only clean unbagged yard waste consisting of leaves, brush, logs, stumps, garden debris and grass is accepted at 532 Youngs Avenue. Crown Recycling processes this material on site and disposes of it off site through sale as mulch. Mulch is offered to Town residents free of charge at the north yard waste facility.

Town residents may purchase annual permit stickers for dumping loose yard waste at the Town facility from the Tax Receiver's office located at Town Hall, 200 Howell Avenue. The fee for an annual permit is \$50.00. A one day pass is also available for a fee of \$15.00. Residents must bring their vehicle registration for the vehicle they intend to use in order to purchase a permit. Dump body vehicles, double axel trailers and commercial vehicles are ineligible for a permit. The facility is closed Tuesday, Wednesday and holidays, and open the remainder of the calendar week from 7:00 AM to 3:30 PM. Residents are encouraged to mulch and home compost grass clippings and other yard waste. Grass clippings are not picked up by the Town contracted private commercial carter.

### **3.19 Composting**

The Highway Department operates a compost facility at 437 and 483 Youngs Ave in Calverton. The facility operated from 1997-1999 and from 2003 through the present. Loose leaf pickup by the Highway Department is conducted each fall when residents rake their leaves to the curb and highway vacuums the leaves and delivers them to the compost facility. The leaves are trammed, windrowed and turned until the material decomposes to form compost and topsoil. The compost and top soil are stored in piles at the Highway yard for free pickup by residents.

In addition, Highway picks up storm debris located within the Town Right of Way (ROW) and delivers it to the compost facility. The storm debris is placed in piles and occasionally ground up through a private contract with Crown Recycling. The chips are reused for mulching ROWs and also placed in a pile at the Highway yard for free pickup by residents.

The facility is unregistered as of 2020 with a maximum throughput capacity of 3,000 cubic yards annually. The former NYS Registration Number for the facility is 52C28R (refer to Appendix H for facility layout). From 2003 to 2018 the Town reported its annual throughput to the NYSDEC based on the various types of yard waste processed.

### **3.20 Reuse Centers and Material Exchanges**

Both the private sector and the not-for-profit community provide a multitude of locally based centers for material reuse and exchange. The County encourages the creation, use, and expansion of existing outlets, including Church sponsored community closets for clothing and housewares, and the following nonprofit organizations: East End Disability Associates, Inc. provides 12,497 permanent residences for developmentally disabled individuals located in communities in the eastern end of Long Island NY; Aid to the Developmentally Disabled Inc which provides the optimum level of quality rehabilitation services to all individuals living within its residential program; Harvest End Inc elevates the profile of the Long Island wine region and raises funds for charities that are regional in scope, benefitting people, land, and the environment across the east end of Long Island; Cornell Cooperative Extension is an educational agency assisting local residents and businesses to develop leadership skills and solve their environmental, economic, community and family problems through the application of research-based information; Open Arms Care Center Inc. which is a food pantry providing free food to needy people in the Riverhead area; the Salvation Army providing resale of second hand and used merchandise stores, thrift stores, and used clothing retail; and the Timothy Hill Children's Ranch at Riverhead

provides residential programs on the Long Island, NY campus consisting of 8 homes and 2 horse farms across 86 acres that serve as a safe haven for at-risk children and young people age 11-24. These individuals often struggle with issues of abuse, neglect, homelessness, addiction, or alternative to incarceration. The Ranch operates a Thrift Shop from donated goods.

Reuse centers are most valuable when they are located near population centers and when dry, clean, and secure holding areas for the products can be provided to ensure that these items are in usable condition prior to donating. Having several centers located throughout the community enhances access for community members. The Town recommends the continued support of these existing venues for material reuse.

Commercial firms, industrial enterprises, and other commercial entities in the Town vary widely in recycling practices from business to business. Businesses commonly hire a private hauler to transport waste and recyclables to local out of Town recycling centers.

### **3.21 Intermediate Processing of Recyclables**

The Town exclusively processes its residential recyclables through collection by the Town's contracted carter. The carter in turn delivers paper and cardboard to Great Northern Fibers in West Babylon, NY, and cans and bottles to the Town of Islip.

### **3.22 Markets for Recovered Recyclables, Market Assistance, and Future Market Development**

The sale of recyclables continues to be controlled by the high volatility, low value, commodities marketplace. Accordingly, markets are reviewed continually for changes in market acceptance standards and pricing. Dynamic market review provides for maximum recovery of materials and minimal land burial. Cessation of a market, either temporarily or permanently can cause tremendous complications to a program. To protect against this, at least two markets are utilized whenever possible, and has proven to be more reliable and financially beneficial for the Town, allowing for multiple vendors and to take advantage of swings in the marketplace, both positive and negative. Market assistance is provided by statewide trade associations, in particular the New York State Association for Reduction, Reuse, and Recycling regional networking efforts among members. Market expansion since the original solid waste management plan of 1990 has been strong until the last year. Markets of today are less reliable and are a losing venture, providing little economic benefit for recycling communities. With the strict tariffs in China limiting recycling options the market has slowed considerably and is actually costing the carter and Town for processing.

### **3.23 Stop Throwing Out Pollutants Day**

STOP Day began in 1985 and is still in operation today. STOP Days are held twice annually, one in May/June and the other in October. STOP Days take place in the Highway Department yard at 1177 Obsborn Ave. in Riverhead. During STOP Day, used household hazardous waste products from residents is collected and hauled away by a licensed hauler and disposed of at several facilities depending on the type of waste (see Appendix I for Town of Riverhead 2020 STOP Days Flyer). Disposal methods include reuse, landfilling and incineration. Vehicles transporting regulated waste for STOP Day, including tires and HHW, must be permitted annually per 6 NYCRR Part 364.

### **3.24 Timothy Hill Children's Ranch**

Timothy Hill Children's Ranch at 296 Middle Road in Riverhead sells donated used clothing and household products to the general public with profits being used by Timothy Hill. Timothy Hill's residential Long Island, NY campus consists of 8 homes and 2 horse farms across 86 acres that serve as a safe haven for at-risk children and young people age 11-24. The programs focus on education, vocational training, life coaching and spiritual guidance set in an equestrian, adventure-based setting with the goal of transforming lives. Trained professional staff teach them how to become productive citizens through career counseling, caseworker & caretaker support and creating a plan for transitioning back into the community.

## **CHAPTER 4 - ADMINISTRATION, LAWS AND REGULATIONS, AND FINANCIAL STRUCTURES**

### **4.1 Enforcement of Local Laws Addressing Solid Waste and Recycling**

Zoning changes in 2005 (Town Code 235-5; Hazardous Materials; Waste Disposal Sites) state, “The construction and operation of waste disposal centers to store, collect or dispose of by-product materials shall be prohibited from all zoning districts within the Town of Riverhead.” There are no known local laws, rules, regulations, or ordinances that could cause potential constraints to recyclables recovery within the Town. Laws are in place that either directly mandate or indirectly encourage recyclables recovery within the Town. These laws are defined in Chapter 273 Solid Waste of the Town Code. The purpose of this revised ordinance, amended by the Town in June 2012 is “The purpose of this chapter is to protect and promote the health, safety and welfare of the residents of the Town of Riverhead by controlling the storage and disposal of solid waste generated within the Town in the most economical and environmentally acceptable manner; provide for the orderly collection of solid waste; implement the Town of Riverhead Solid Waste Management Plan; comply with the requirements and further the purposes of the New York State Solid Waste Management Act; and to protect the drinking water supply in the Town of Riverhead. In addition, the Town Board finds that increased efforts to recover and reuse recyclable materials will protect and enhance the Town's physical environment and promote the health and safety of persons and property within the Town. The provisions set forth herein seek not only to facilitate the implementation and operation of an environmentally sound solid waste management program and conservation of natural resources but to promote the recovery of materials from the Town's solid waste stream for the purpose of recycling such materials by source separation. Accordingly, the Town Board finds it is necessary to expand the Town's recycling program to provide opportunities for nonresidential, commercial, industrial and institutional establishments to recycle. Nothing herein is intended or should be construed to modify or amend any terms or conditions of any contracts for solid waste services to which the Town of Riverhead is a party in effect on the effective date of this chapter.” The major components of this local ordinance that either mandate or encourage recycling are summarized as follows:

#### **Article I General Provisions**

§ 273-1 Title.

§ 273-2 Purpose; findings; construal of provisions.

§ 273-3 Definitions.

#### **Article II Solid Waste Generated at Residences Located Within Solid Waste District**

§ 273-4 Establishment of district.

§ 273-5 Container requirements.

§ 273-6 Times for placement and collection; removal; storage.

§ 273-7 Collection of seasonal or special items.

§ 273-8 Source separation of recyclable materials.

#### **Article III Solid Waste Generated at Commercial and Institutional Operations within Town**

§ 273-9 Container requirements.

§ 273-10 Source separation requirements.

#### **Article IV License Requirement for Collectors of Solid Waste Generated at Commercial and Institutional Operations**

§ 273-11 Authorized collectors; licensing requirements.

§ 273-12 Enforcement; penalties for offenses.

#### **Article V General Provisions Applicable to Solid Waste for All Properties and Uses**

§ 273-13 Accumulation of solid waste; responsibility of owner and occupant.

§ 273-14 Collection of recyclable materials placed at curb line or pavement line. [1]

§ 273-15 Burning.

§ 273-16 Deposit on public or private property.

§ 273-17 Applicability.

#### **4.2 State and Other Laws Addressing Solid Waste and Recycling**

The NYCRR Part 360 regulations, administered by the NYSDEC, specifically address the management of solid waste and provide the regulatory framework within which the Town's solid waste program is administered. These regulations apply statewide and govern a broad array of waste streams and management methods ranging from MSW landfills to transfer stations, recycling facilities, composting operations, management of construction and demolition debris, wood waste, and fill material, and include permitting requirements for waste transport. Administered statewide, the NYS regulations establish baseline performance standards that must meet or exceed sound environmental protections in the management of solid waste. The State regulations require the Town to develop a solid waste management roadmap that this DLSWMP addresses and further regulates town solid waste facilities.

#### **4.3 Local Laws or Ordinances That Must Be Adopted**

This plan recommends developing a commercial waste and recycling district at the EPCAL Development Zone and in the downtown commercial area. A Town commercial solid waste district would stabilize disposal prices, reduce traffic and provide recycling services to all the tenants. The plan recommends assigning a full time code enforcement office to investigate sanitation violations, including unlicensed carters which are operating within the Town. Town code requires the private sector to provide recycling pickup.

#### **4.4 Commercial Haulers and Flow Control**

The financial revenues necessary for the solid waste program are provided primarily by a dedicated Sanitation tax. The solid waste program has been structured around providing services strictly limited to the Town of Riverhead generated waste streams. The absence of tipping fees protects the Town and its residents from the market fluctuations present in the solid waste disposal industry.

Private carters working within the Town are required to obtain an annual permit from the Sanitation Department. These carters are registered in the Sanitation Department database. A condition of registration is for private carters to report solid waste volumes collected quarterly.

#### **4.5 Administrative Structure**

The Town Sanitation Department has the necessary administrative structure in place to implement the Local Solid Waste Management Plan.

The Sanitation Department is overseen by the Superintendent of Sanitation. Ultimately, the Sanitation Department is governed by the Town Board and Town Supervisor. It is the responsibility of the Town Board to make policy and to formally adopt and/or approve major policy decisions. Board resolutions are used to authorize the Sanitation Department to take necessary actions to implement Board specified policies, including making the appropriate management decisions, and allocating resources of personnel, equipment, and funding to implement the Local Solid Waste Management Plan.

#### **4.6 Staffing and Organizational Structure**

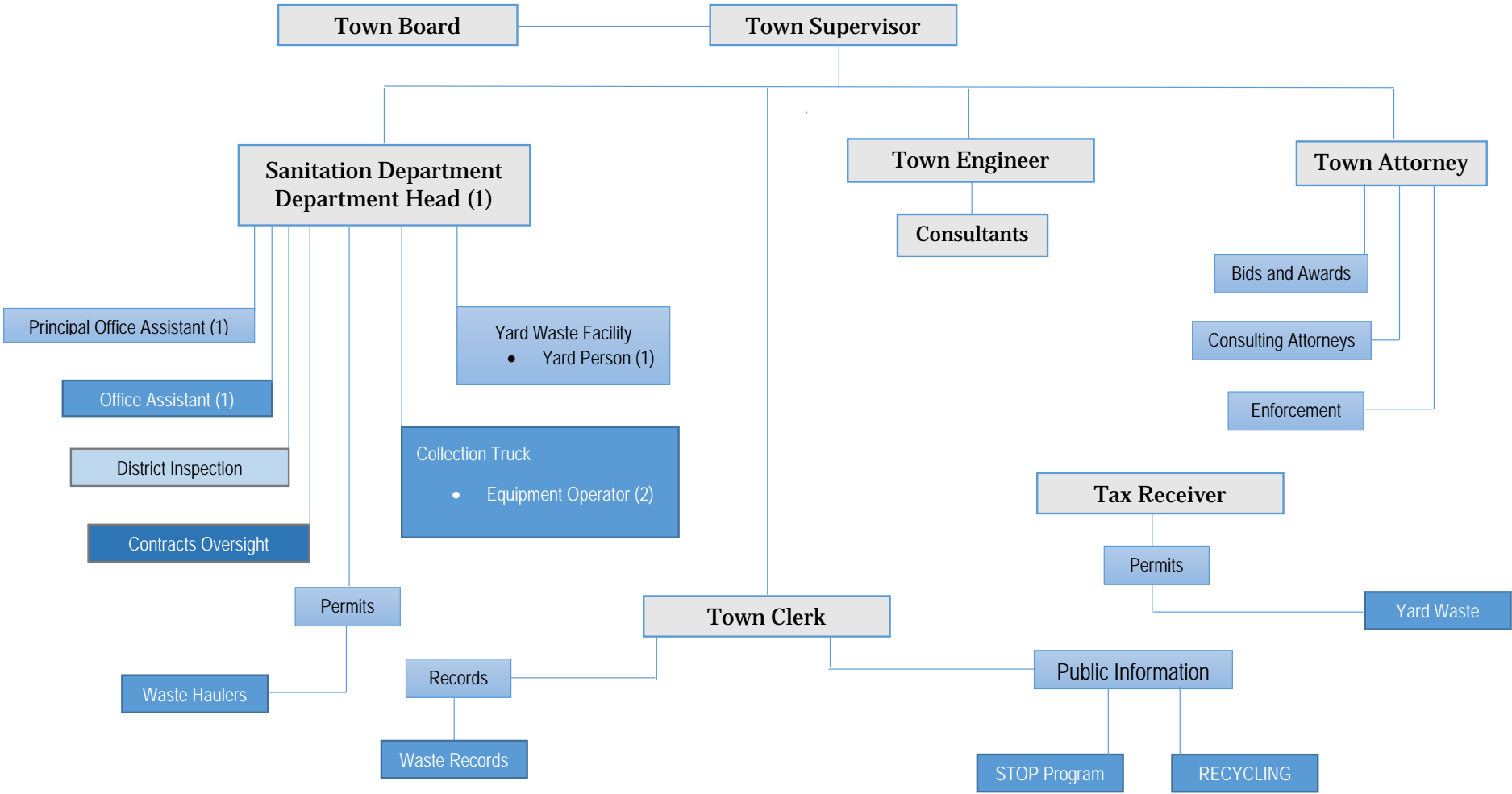
The Solid Waste Administration and Staffing Chart (see figure next page).

#### **4.7 Neighboring Jurisdictions and Financial Considerations**

The Sanitation Department provides centralized services for the Town. Additionally, Sanitation provides transportation, recycling, disposal, and regulatory support services for the Town through their private carter and through Town trucks delivering solid waste from Town facilities to Peconic Recycling and Transfer Center.

The Town's private carter delivers paper and cardboard to Great Northern Fibers in West Babylon, NY. Plastic, glass and tin are delivered to the Town of Islip Transfer Station. The remainder of the solid waste is delivered to the Town of Brookhaven's Landfill located in Brookhaven, NY.

**Solid Waste Management Administration and Staff**





As noted earlier, the financial revenues necessary for the solid waste program are provided primarily by a dedicated Sanitation tax.

#### **4.8 Anticipated Changes to the Local Planning Unit**

The planning unit is dedicated to Town of Riverhead residents and businesses. There are no plans to expand membership or otherwise merge the solid waste activities with other surrounding communities. Solid waste services will be designed for Town of Riverhead capacity.

#### **4.9 Anticipated Changes to the Waste Stream in the Local Planning Unit**

Dramatic changes in the waste stream within the local planning unit are not anticipated for this 10 year planning period. Incremental changes are anticipated following the new updating of NYS solid waste regulations and continued changes in product packaging for post-consumer wastes as a reflection of generally available consumer goods. Should there be a significant increase or loss of industry, any associated impacts to the solid waste program will be addressed in subsequent solid waste planning updates. Detailed waste projections and characterizations are provided in Chapter 2 - WASTE GENERATION & MATERIALS RECOVERY DATA AND PROJECTIONS.

#### **4.10 Costs for Town of Riverhead Municipal Solid Waste Program**

The Town's solid waste management program is subsidized by a Sanitation Tax for curbside solid waste collection and by the Town's General Fund through taxes for landfill closure and post-closure costs. The 2021 Sanitation Tax is based on the following payment schedule for residential use:

\$367.00 – Single Family  
\$550.50 – Two Family  
\$734.00 – Three Family  
\$917.50 – Multi-Family

The Sanitation Tax includes costs for recycling. The annual cost of the solid waste management program is approximately \$4.2 million. The Town's STOP program is financed by NYS grants.

The planning unit also researches opportunities to utilize capital investment grants along with recycling program and outreach grants to help fund the program. These grants typically award a 50% reimbursement but funding can prove to be limited.

Appendix J shows the costs for all solid waste management facilities and programs operated or administered by the Town of Riverhead including capital investments, insurance, operation, maintenance, closure and post-closure costs, administration and financing.

## **CHAPTER 5 - INTEGRATED SYSTEM SELECTION**

The Town's solid waste program is fully integrated, currently utilizing multiple approaches to solid waste management, including curbside collection of MSW and recyclable materials, electronics recycling, STOP events (includes car, marine and rechargeable battery recycling), scrap metal recycling, C&D recycling and yard waste reuse. While upgrades to the existing technology are necessary for maintenance and to provide increased capacity and material handling improvements, no significant technology changes from existing approaches are anticipated during the planning period. The Town anticipates continuing the current integrated, multi-disciplinary approach to solid waste services.

### **5.1 Identify the Integrated Solid Waste Management System Selected**

The program selected for this DLSWMP is a continuation of the current integrated system, with programmatic enhancements necessary to insure long term, reliable, solid waste services. First, the Town will continue to emphasize reuse, reduction, and waste toxicity reduction efforts; followed by recycling and composting programs. The remainder of the waste stream will be disposed of using the current system of disposal.

Maintenance of the yard waste facility is recognized as a long term need that will continue during the 10 year window of the current planning period. Monitoring the yard waste facility's performance and condition will be ongoing as needed to recognize in advance of the need for significant repair or improvements or potentially exceeding NYSDEC operating volume permit limits.

Recycling of multiple materials will continue and be enhanced to capture greater volumes of materials from the disposal side of solid waste stream. Capture and diversion of hazardous and semi-hazardous materials will continue in a manner that is environmentally beneficial and also provides needed services to our citizens, such as Conditionally Exempt Small quantity generator (CESQG) wastes, household hazardous waste collection (STOP Day), and pharmaceutical drop-off (at Police Department and STOP Day).

### **5.2 Justification of Service Selection**

The Town will continue to pursue the integrated system described herein because it has a proven track record of success, is well received and utilized by our customers, environmentally responsible, cost competitive, and a long term reliable approach.

### **5.3 Size/Capacity of Operation**

The size and capacity of our recycling and MSW program currently service the needs of the planning unit's service community. The Town of Brookhaven Landfill will close in 2024. Finding an alternate MSW disposal location will be necessary to insure the long term goals of the solid waste program are met for continued comprehensive and reliable waste management services.

### **5.4 Equipment for Program Implementation**

The equipment necessary for the continued fulfillment of the solid waste management plan goals is currently owned by the carter. Equipment is regularly maintained by the contracted carter's staff, evaluated for replacement, and replaced as needed. New equipment is purchased as the need demands and/or as program changes necessitate. Additional equipment needs will be evaluated as program changes demands.

## 5.5 – Alternatives Analysis Tables

|   |  |
|---|--|
| <p>5.5.a</p> <p>MSW<br/>WASTE REDUCTION PROGRAMS</p>  | <p><u>SUMMARY OF STATUS &amp; RECOMMENDATION</u></p> <ul style="list-style-type: none"> <li>▶ PUBLIC/PRIVATE PARTNERSHIP - Continue support of public and private waste reduction efforts that focus on local donation based reuse and distribution centers for common household goods, clothing, food stuffs, appliances, and building materials.</li> <li>▶ GLASS REDUCTION - Reduce the volume of glass in the MSW stream through promotion of bottle redemption, and recycling.</li> <li>▶ FILM PLASTIC REDUCTION - Encourage agricultural practices that minimize use of film plastic which are difficult to recover, and encourage residential use of store based bag recycling that have more direct marketing agreements.</li> </ul>   |
| <p><u>CRITERIA OF EVALUATION</u></p> <p><u>1) ADMINISTRATIVE/TECHNICAL IMPACTS</u></p> <p><u>1i) Waste Stream Impact - Quantitative/Qualitative</u> - Additional MSW waste reduction efforts are expected to reduce MSW select waste volumes by 5%.</p> <p><u>1ii) Appropriate Type &amp; Size of Facilities or Program</u> - Not size restricted, no infrastructure required by Town. Infrastructure requirements will be specific to individual waste generator. Analysis of commercial/industrial waste reduction cost is beyond the scope of this DLSWMP.</p> <p><u>1iii) Cost &amp; Lifecycle Analysis</u> - Waste reduction efforts are expected to add no measurable cost to the residential waste generator. Commercial/industrial waste reduction programs for non-MSW wastes will have varying costs specific to the individual generator and waste material of concern. Analysis of commercial/industrial waste reduction cost analysis is beyond the scope of this DLSWMP.</p> <p><u>1iv) Impact to Natural Resource Conservation, Energy Production, and Jobs</u> - MSW waste reduction is generally expected to provide for natural resource conservation. Energy production and job creation is not anticipated through this activity.</p> <p><u>2) JURISDICTIONAL IMPACTS ON NEIGHBORING PLANNING UNITS, AND ENVIRONMENTAL JUSTICE WITHIN RIVERHEAD TOWN</u></p> <p><u>2i) Assessment of Participation Interest Potential by Neighboring Planning Units</u> -potential for participation by neighboring Planning Units is believed to focus on common messaging where common waste reduction program guidelines exist.</p> <p><u>2ii) Assessment of Alternatives That Might be Available if Other Planning Units Participate</u> - activities are not dependent upon participation of other Planning Units.</p> <p><u>2iii) Comments Received by Neighboring Planning Units</u> - none at this time.</p> <p><u>2iv) Assessment of Environmental Justice Within the Town of Riverhead</u> - there is no known or expected environmental justice impact within the Town associated with waste reduction efforts and activities.</p> | <p><u>ALTERNATIVE SELECTION STATUS</u></p> <p><u>1) ALTERNATIVE CHOSEN &amp; WHY</u> - see above</p> <p><u>2) EXPECTED QUANTITATIVE &amp; QUALITATIVE IMPACTS ON -</u></p> <p><u>Waste Reduction</u> - actions expected to reduce select waste volumes by 5%</p> <p><u>Reuse</u> - actions expected to enhance reuse &lt;5%</p> <p><u>Materials Recovery</u> - actions expected to improve material recovery of select waste materials by 5%</p> <p><u>Participation in Recovery Opportunities</u> - actions expected to enhance participation &lt;5%</p> <p><u>Product Stewardship</u> - no measurable impact on product stewardship expected.</p> <p><u>Economic, administrative or partnership benefits</u> - actions expected to reduce direct expenses by &lt;5%.</p> <p><u>3) IDENTIFICATION OF ADMINISTRATIVE, CONTRACTUAL, AND FINANCIAL REQUIREMENTS FOR IMPLEMENTATION</u> - existing administrative, contractual, and financial structure is sufficient to support ongoing and proposed waste reduction activities.</p> <p><u>4) IDENTIFICATION OF NEW OR MODIFICATION TO LOCAL LAWS, ORDINANCES OR REGULATIONS TO IMPLEMENT PROGRAMS</u> - no new local laws, ordinances, or regulations identified as necessary at this time. Work cooperatively with local officials to insure that these laws and policies do not interfere with waste reduction efforts.</p> |

|  |   |
|--|---|
| <p>5.5.b</p> <p>DEVELOPMENT AND IMPLEMENTATION OF REUSE PROGRAMS</p>   | <p><u>SUMMARY OF STATUS &amp; RECOMMENDATION</u></p> <ul style="list-style-type: none"> <li>▶ REUSE CENTERS &amp; PROGRAMS - Continue existing efforts to support public and private local efforts in material reuse such as appliances, heating systems, and other durable goods.</li> <li>▶ OVERSIGHT OF LOCAL LAWS - work to insure that Town laws and policies encourage waste reduction.</li> </ul>  |
| <p><u>CRITERIA OF EVALUATION</u></p> <p><u>1) ADMINISTRATIVE/TECHNICAL IMPACTS</u></p> <p><u>1i) Waste Stream Impact - Quantitative/Qualitative</u> - MSW generation rate is currently estimated at 5.15 lbs/person/day which is the same as the state average. Additional MSW reuse efforts are expected to reduce MSW waste volumes by &lt;5%.</p> <p><u>1ii) Appropriate Type &amp; Size of Facilities or Program</u> - Not size restricted, no infrastructure required by Town. Infrastructure requirements will be specific to individual waste generator. Analysis of commercial/industrial waste reuse cost analysis is beyond the scope of this DLSWMP.</p> <p><u>1iii) Cost &amp; Lifecycle Analysis</u> - Product reuse activities are expected to add no measurable cost to the waste generator. Commercial/industrial waste reuse programs for non-MSW wastes will have varying costs specific to the individual generator and waste material of concern. Analysis of commercial/industrial waste reuse cost analysis is beyond the scope of this DLSWMP.</p> <p><u>1iv) Impact to Natural Resource Conservation, Energy Production, and Jobs</u> - MSW reuse is generally expected to provide for natural resource conservation. Measurable energy production and /or job creation are not anticipated through this activity.</p> <p><u>2) JURISDICTIONAL IMPACTS ON NEIGHBORING PLANNING UNITS, AND ENVIRONMENTAL JUSTICE WITHIN THE TOWN OF RIVERHEAD</u></p> <p><u>2i) Assessment of Participation Interest Potential by Neighboring Planning Units</u> - potential for participation by neighboring Planning Units is believed to focus on common messaging where common reuse program guidelines exist.</p> <p><u>2ii) Assessment of Alternatives That Might be Available if Other Planning Units Participate</u> - activities are not dependent upon participation of other Planning Units.</p> <p><u>2iii) Comments Received by Neighboring Planning Units</u> - none at this time.</p> <p><u>2iv) Assessment of Environmental Justice Within the Town of Riverhead</u> - there is no known or expected environmental justice impact within the Town associated with waste reuse efforts and activities.</p> | <p><u>ALTERNATIVE      SELECTION      STATUS</u></p> <p><u>1) ALTERNATIVE CHOSEN &amp; WHY</u> - see above</p> <p><u>2) EXPECTED QUANTITATIVE &amp; QUALITATIVE IMPACTS ON -</u></p> <p><u>Waste Reduction</u> - actions expected to reduce waste volumes by &lt;5%</p> <p><u>Reuse</u> - actions expected to enhance reuse &lt;5%</p> <p><u>Materials Recovery</u> - actions expected to enhance materials recovery &lt;5%</p> <p><u>Participation in Recovery Opportunities</u> - actions expected to enhance participation &lt;5%</p> <p><u>Product Stewardship</u> - no measurable impact on product stewardship expected.</p> <p><u>Economic, administrative or partnership benefits</u> - actions expected to reduce direct expenses by &gt;5%.</p> <p><u>3) IDENTIFICATION OF ADMINISTRATIVE, CONTRACTUAL, AND FINANCIAL REQUIREMENTS FOR IMPLEMENTATION</u> - existing administrative, contractual, and financial structure is sufficient to support ongoing and proposed waste reuse activities.</p> <p><u>4) IDENTIFICATION OF NEW OR MODIFICATION TO LOCAL LAWS, ORDINANCES OR REGULATIONS TO IMPLEMENT PROGRAMS</u> - no new local laws, ordinances, or regulations are identified as necessary at this time. In support of locally based reuse centers, work cooperatively with Town officials to ensure that local laws and policies do not interfere with waste reuse efforts.</p> |

|   |   |  |  |
|---|---|--|--|
| 5.5.c   | SUMMARY OF STATUS & RECOMMENDATION  |  |  |
| RECYCLABLES RECOVERY PROGRAMS FOR PAPER, METAL, GLASS, TIN AND PLASTIC  | <div><div>▶ PLASTICS, TIN, METAL AND GLASS RECYCLING- Continue existing efforts for recovery of consumer containers.</div><div>▶ OVERSIGHT OF LOCAL LAWS - work to ensure that local laws and policies do not interfere with recycling efforts.</div></div> |  |  |
| CRITERIA OF EVALUATION  |   | ALTERNATIVE      SELECTION      STATUS   |  |
| 1) ADMINISTRATIVE/TECHNICAL IMPACTS   |   | 1) ALTERNATIVE CHOSEN & WHY - see above  |  |
| <div>1i) Waste Stream Impact - Quantitative/Qualitative - Recycling efforts for common curbside items are expected to reduce MSW volumes at least 5% over the 10 year planning window of the DLSWMP.</div> <div>1ii) Appropriate Type &amp; Size of Facilities or Program – Recyclables collected at curbside are transported by the Town’s contracted carter to out of Town facilities for processing.</div> <div>1iii) Cost &amp; Lifecycle Analysis - Recycling activities are expected to add no measurable cost to the waste generator. Commercial/industrial waste recycling programs for non-MSW wastes will have varying costs specific to the individual generator and waste material of concern. Analysis of commercial/industrial waste recycling cost analysis is beyond the scope of this DLSWMP. Operation costs for the Towns recycling program are not expected to rise significantly and will be readily covered thru current budget projections.</div> <div>1iv) Impact to Natural Resource Conservation, Energy Production, and Jobs - MSW recycling is generally expected to provide for natural resource conservation. Measurable energy production benefits are not anticipated through this activity. Jobs that currently exist in the operation of the Town’s MSW program are expected to remain constant during the 10 year planning window.</div> |   | <div>2) EXPECTED QUANTITATIVE &amp; QUALITATIVE IMPACTS ON -</div> <div>Waste Reduction - actions expected to reduce waste volumes by &lt;5%</div> <div>Reuse - actions expected to enhance reuse &lt;5%</div> <div>Materials Recovery - expected to enhance materials recovery ≥5% during planning period</div> <div>Participation in Recovery Opportunities - actions expected to enhance participation &lt;5%</div> <div>Product Stewardship - no measurable impact on product stewardship expected</div> <div>Economic, administrative or partnership benefits - actions expected to reduce direct expenses by &lt;5%.</div> |  |
| 2) JURISDICTIONAL IMPACTS ON NEIGHBORING PLANNING UNITS, AND ENVIRONMENTAL JUSTICE WITHIN THE TOWN OF RIVERHEAD   |   | 3) IDENTIFICATION OF ADMINISTRATIVE, CONTRACTUAL, AND FINANCIAL REQUIREMENTS FOR IMPLEMENTATION - existing administrative, contractual, and financial structure is sufficient to support ongoing and proposed waste recycling activities.  |  |
| <div>2i) Assessment of Participation Interest Potential by Neighboring Planning Units - potential for participation by neighboring Planning Units is believed to focus on common messaging where common recycling program guidelines exist.</div> <div>2ii) Assessment of Alternatives That Might be Available if Other Planning Units Participate - activities are not dependent upon participation of other Planning Units.</div> <div>2iii) Comments Received by Neighboring Planning Units - none at this time.</div> <div>2iv) Assessment of Environmental Justice Within The Town of Riverhead - there is no known or expected environmental justice impact within the Town associated with waste recycling efforts and activities.</div>   |   | 4) IDENTIFICATION OF NEW OR MODIFICATION TO LOCAL LAWS, ORDINANCES OR REGULATIONS TO IMPLEMENT PROGRAMS - no new local laws, ordinances, or regulations identified as necessary at this time. In support of the Town’s MSW Program, work cooperatively with local officials to ensure that laws and policies do not interfere with recycling activities.   |  |

|  |   |  |  |
|--|---|--|--|
| 5.5.d  | <u>SUMMARY OF STATUS &amp; RECOMMENDATION</u> <ul style="list-style-type: none"><li>▶ COMPOST FACILITY - Continued operation &amp; maintenance of Town owned and operated composting facility. Operations include ongoing maintenance and capital repairs to retain facility capacity and reliability as well as storm debris management. Operations are carried out by the Highway Department.</li><li>▶ YARD WASTE FACILITY - Maintain equipment and site capacity for woody debris grinding and chipping, and for trommeling leaves.</li><li>▶ BIOSOLIDS REDUCTION – The Town is not involved in a biosolids reduction program.</li></ul>  |  |  |
| ORGANICS RECOVERY PROGRAMS FOR FOOD SCRAPS, YARD TRIMMINGS, AND BIOSOLIDS  |   |  |  |
| <u>CRITERIA OF EVALUATION</u>  | <u>ALTERNATIVE SELECTION STATUS</u>   |  |  |
| <u>1) ADMINISTRATIVE/TECHNICAL IMPACTS</u> <ul style="list-style-type: none"><li><u>1i) Waste Stream Impact - Quantitative/Qualitative</u> –The Town of Riverhead’s solid waste program does not have an organics diversion program.</li><li><u>1ii) Appropriate Type &amp; Size of Facilities or Program</u> - Compost facility already exists in support of processing and giving away compost to the public.</li><li><u>1iii) Cost &amp; Lifecycle Analysis</u> – The Town’s composting facility has been operational for over 10 years and is not expected to measurably impact cost to consumers. Facility maintenance and a capital replacement are minimal.</li><li><u>1iv) Impact to Natural Resource Conservation, Energy Production, and Jobs</u> – Yard waste management and composting is generally expected to provide for natural resource conservation. Measurable energy production is &lt;5%. Jobs that currently exist in the operation of the yard waste and compost facilities are expected to remain constant during the 10 year planning window.</li></ul> | <u>1) ALTERNATIVE CHOSEN &amp; WHY</u> - see above  |  |  |
| <u>2) JURISDICTIONAL IMPACTS ON NEIGHBORING PLANNING UNITS, AND ENVIRONMENTAL JUSTICE WITHIN THE TOWN OF RIVERHEAD</u> <ul style="list-style-type: none"><li><u>2i) Assessment of Participation Interest Potential by Neighboring Planning Units</u> - potential for participation by neighboring Planning Units is limited by facility capacity, with no net excess capacity anticipated for the 10 year planning period.</li><li><u>2ii) Assessment of Alternatives That Might be Available if Other Planning Units Participate</u> - activities are not dependent upon participation of other Planning Units.</li><li><u>2iii) Comments Received by Neighboring Planning Units</u> - none at this time.</li><li><u>2iv) Assessment of Environmental Justice Within the Town of Riverhead</u> - there is no known or expected environmental justice impact within the Town associated with yard waste management or composting efforts and activities.</li></ul>   | <u>2) EXPECTED QUANTITATIVE &amp; QUALITATIVE IMPACTS ON -</u> <ul style="list-style-type: none"><li><u>Waste Reduction</u> - actions expected to reduce waste volumes by &lt;5%</li><li><u>Reuse</u> - actions expected to enhance reuse &lt;5% from current levels.</li><li><u>Materials Recovery</u> - actions expected to enhance waste reuse &lt;5% from current levels.</li><li><u>Participation in Recovery Opportunities</u> - actions expected to enhance participation &lt;5%</li><li><u>Product Stewardship</u> - no measurable impact on product stewardship expected</li><li><u>Economic, administrative or partnership benefits</u> - actions expected to reduce direct expenses by &lt;5%.</li></ul> |  |  |
|  | <u>3) IDENTIFICATION OF ADMINISTRATIVE, CONTRACTUAL, AND FINANCIAL REQUIREMENTS FOR IMPLEMENTATION</u> - existing administrative, contractual, and financial structure is sufficient to support ongoing and proposed waste reduction activities.  |  |  |
|  | <u>4) IDENTIFICATION OF NEW OR MODIFICATION TO LOCAL LAWS, ORDINANCES OR REGULATIONS TO IMPLEMENT PROGRAMS</u> - no new local laws, ordinances, or regulations identified as necessary at this time.  |  |  |

|   |   |
|---|---|
| <p>5.5.e</p> <p>PROGRAMS TO DEVELOP OR IMPROVE LOCAL AND REGIONAL MARKETS FOR RECYCLABLES</p>   | <p><u>SUMMARY OF STATUS &amp; RECOMMENDATION</u></p> <ul style="list-style-type: none"> <li>▶ Continue collaboration with the Community Development Department and Planning Department in support of locally based market development.</li> <li>▶ Continue work with local officials to ensure that local laws and policies do not unduly interfere with market development activities.</li> <li>▶ Success has been made with on-farm composting, mulch, building supply reuse, and container redemption.</li> <li>▶ Efforts are on-going to expand local compost markets in distribution, pelletization, and year round compost product utilization.</li> </ul>  |
| <p><u>CRITERIA OF EVALUATION</u></p> <p><u>1) ADMINISTRATIVE/TECHNICAL IMPACTS</u></p> <p><u>1i) Waste Stream Impact - Quantitative/Qualitative</u> - Local market development is expected to result in increased opportunities for and support of recycling efforts.</p> <p><u>1ii) Appropriate Type &amp; Size of Facilities or Program</u> - Not size restricted, no infrastructure required by Town.</p> <p><u>1iii) Cost &amp; Lifecycle Analysis</u> - Administrative cost is currently imbedded in program budget with no additional administrative or technical impacts known or anticipated. Cost and lifecycle analysis of commercial/industrial local market development are beyond the scope of the DLSWMP.</p> <p><u>1iv) Impact to Natural Resource Conservation, Energy Production, and Jobs</u> - Market development and enhancement is generally expected to provide for natural resource conservation and job opportunities. Resource and employment impacts of commercial/industrial local market development are beyond the scope of the DLSWMP.</p> <p><u>2) JURISDICTIONAL IMPACTS ON NEIGHBORING PLANNING UNITS, AND ENVIRONMENTAL JUSTICE WITHIN THE TOWN OF RIVERHEAD</u></p> <p><u>2i) Assessment of Participation Interest Potential by Neighboring Planning Units</u> - activities are not dependent upon participation of other Planning Units.</p> <p><u>2ii) Assessment of Alternatives That Might be Available if Other Planning Units Participate</u> - activities are not dependent upon participation of other Planning Units.</p> <p><u>2iii) Comments Received by Neighboring Planning Units</u> - none at this time.</p> <p><u>2iv) Assessment of Environmental Justice Within the Town of Riverhead</u> - at this time there is no known or expected environmental justice impact within the Town associated with market development activities.</p> | <p><u>ALTERNATIVE SELECTION STATUS</u></p> <p><u>1) ALTERNATIVE CHOSEN &amp; WHY</u> - local market development has the potential to divert material from the waste stream and as such is supported by the cooperative actions of the Town's Sanitation Department, Planning Department, and the Community Development Department, in addition to appropriate state and federal agencies. This alternative's action will focus on continuing those cooperative efforts.</p> <p><u>2) EXPECTED QUANTITATIVE &amp; QUALITATIVE IMPACTS ON</u> - material diversion impacts are inherently dependent upon materials targeted for recovery and market success. With the exception of scrap metal, there are no known new locally based markets for recyclables at this time. Accordingly, quantitative and qualitative impacts are not predictable.</p> <p><u>Waste Reduction</u> - Impacts are not predictable.</p> <p><u>Reuse</u> - Impacts are not predictable.</p> <p><u>Materials Recovery</u> - Impacts are not predictable.</p> <p><u>Participation in Recovery Opportunities</u> - Impacts are not predictable.</p> <p><u>Product Stewardship</u> - Impacts are not predictable.</p> <p><u>Economic, administrative or partnership benefits</u> - Impacts are not predictable.</p> <p><u>3) IDENTIFICATION OF ADMINISTRATIVE, CONTRACTUAL, AND FINANCIAL REQUIREMENTS FOR IMPLEMENTATION</u> - existing administrative, contractual, and financial structure is sufficient to support ongoing and proposed waste reduction activities.</p> <p><u>4) IDENTIFICATION OF NEW OR MODIFICATION TO LOCAL LAWS, ORDINANCES OR REGULATIONS TO IMPLEMENT PROGRAMS</u> - no new local laws, ordinances, or regulations identified as necessary at this time.</p> |



|  |  |
|--|--|
| <p>5.5.f</p> <p>ENFORCEMENT PROGRAMS</p>   | <p><u>SUMMARY OF STATUS &amp; RECOMMENDATION</u></p> <ul style="list-style-type: none"> <li>Continue enforcement of existing local laws and local carter permit system.</li> </ul>   |
| <p><u>CRITERIA OF EVALUATION</u></p> <p><u>1) ADMINISTRATIVE/TECHNICAL IMPACTS</u></p> <p><u>1i) Waste Stream Impact - Quantitative/Qualitative</u> - Enforcement actions are generally expected to reduce the quantity of waste directed for disposal, and increase quantities of recoverable material streams.</p> <p><u>1ii) Appropriate Type &amp; Size of Facilities or Program</u> - Not size restricted, no infrastructure required by Town.</p> <p><u>1iii) Cost &amp; Lifecycle Analysis</u> - Enforcement of solid waste program rules for curbside pickup are costs currently imbedded in program budget with no additional administrative or technical impacts known or anticipated.</p> <p><u>1iv) Impact to Natural Resource Conservation, Energy Production, and Jobs</u> - Enforcement actions are generally believed to have positive impacts on natural resource conservation, energy production, and jobs.</p> <p><u>2) JURISDICTIONAL IMPACTS ON NEIGHBORING PLANNING UNITS, AND ENVIRONMENTAL JUSTICE WITHIN THE TOWN OF RIVERHEAD</u></p> <p><u>2i) Assessment of Participation Interest Potential by Neighboring Planning Units</u> - activities are not dependent upon participation of other Planning Units.</p> <p><u>2ii) Assessment of Alternatives That Might be Available if Other Planning Units Participate</u> - activities are not dependent upon participation of other Planning Units.</p> <p><u>2iii) Comments Received by Neighboring Planning Units</u> - none at this time.</p> <p><u>2iv) Assessment of Environmental Justice Within the Town of Riverhead</u> - at this time there is no known or expected environmental justice impact within the Town associated with market development activities.</p> | <p><u>ALTERNATIVE SELECTION STATUS</u></p> <p><u>1) ALTERNATIVE CHOSEN &amp; WHY</u> - see above</p> <p><u>2) EXPECTED QUANTITATIVE &amp; QUALITATIVE IMPACTS ON -</u></p> <p><u>Waste Reduction</u> - actions expected to reduce waste volumes by &gt;18%</p> <p><u>Reuse</u> - actions expected to enhance reuse 15%</p> <p><u>Materials Recovery</u> - actions expected to enhance waste reuse 15%</p> <p><u>Participation in Recovery Opportunities</u> - actions expected to enhance participation &gt;5%</p> <p><u>Product Stewardship</u> - no measurable impact on product stewardship expected</p> <p><u>Economic, administrative or partnership benefits</u> - actions expected to reduce direct expenses by &lt;5%.</p> <p><u>3) IDENTIFICATION OF ADMINISTRATIVE, CONTRACTUAL, AND FINANCIAL REQUIREMENTS FOR IMPLEMENTATION</u> - existing administrative, contractual, and financial structure is sufficient to support ongoing and proposed waste reduction activities.</p> <p><u>4) IDENTIFICATION OF NEW OR MODIFICATION TO LOCAL LAWS, ORDINANCES OR REGULATIONS TO IMPLEMENT PROGRAMS</u> - no new local laws, ordinances, or regulations identified as necessary at this time.</p> |

|   |  |
|---|--|
| <p>5.5.g</p> <p>INCENTIVE-BASED PRICING</p>   | <p><u>SUMMARY OF STATUS &amp; RECOMMENDATION</u></p> <ul style="list-style-type: none"> <li>▶ The Town’s solid waste program provides disposal for MSW and recyclables for all residents based on an annual sanitation tax. There is no Town PAYT (pay as you throw) system. This programmatic choice supports proper waste management and minimizes the perceived need for illegal disposal and littering, and further minimizes financial impacts to the Town. Bag fees and PAYT programs are documented to be disadvantageous to lower income families and individuals, creating financial hardship that discourages proper disposal of solid waste.</li> <li>▶ C&amp;D wastes are collected curbside in limited quantities. C&amp;D debris is collected curbside by the Town’s contracted carter on bulk days. Bulk rules apply to C&amp;D pickup: maximum of six items; no item may weigh more than 50 pounds; maximum dimension is four feet; and loose debris must be containerized, bundled, maximum two feet diameter, or stacked.</li> </ul>   |
| <p><u>CRITERIA OF EVALUATION</u></p> <p>1) ADMINISTRATIVE/TECHNICAL IMPACTS</p> <p>1i) <u>Waste Stream Impact - Quantitative/Qualitative</u> - Negative impacts in the form of increased littering is anticipated with implementation of a PAYT system.</p> <p>1ii) <u>Appropriate Type &amp; Size of Facilities or Program</u> - No new infrastructure is required.</p> <p>1iii) <u>Cost &amp; Lifecycle Analysis</u> - No cost impacts anticipated with retaining existing cost structure.</p> <p>1iv) <u>Impact to Natural Resource Conservation, Energy Production, and Jobs</u> - No impacts are anticipated.</p> <p>2) JURISDICTIONAL IMPACTS ON NEIGHBORING PLANNING UNITS, AND ENVIRONMENTAL JUSTICE WITHIN THE TOWN</p> <p>2i) <u>Assessment of Participation Interest Potential by Neighboring Planning Units</u> - potential for participation by neighboring Planning Units is not expected at this time.</p> <p>2ii) <u>Assessment of Alternatives That Might be Available if Other Planning Units Participate</u> - activities are not dependent upon participation of other Planning Units.</p> <p>2iii) <u>Comments Received by Neighboring Planning Units</u> - none at this time.</p> <p>2iv) <u>Assessment of Environmental Justice Within the Town</u> - no negative impact anticipated from proposed activities.</p> | <p><u>ALTERNATIVE SELECTION STATUS</u></p> <p>1) <u>ALTERNATIVE CHOSEN &amp; WHY</u> - No changes recommended during this 10 year planning period.</p> <p>2) <u>EXPECTED QUANTITATIVE &amp; QUALITATIVE IMPACTS ON -</u></p> <p><u>Waste Reduction</u> - no measurable impact expected.</p> <p><u>Reuse</u> - no measurable impact on expected.</p> <p><u>Materials Recovery</u> - no measurable impact on expected.</p> <p><u>Participation in Recovery Opportunities</u> - no measurable impact on expected.</p> <p><u>Product Stewardship</u> - no measurable impact expected.</p> <p><u>Economic, administrative or partnership benefits</u> - no measurable impact expected.</p> <p>3) <u>IDENTIFICATION OF ADMINISTRATIVE, CONTRACTUAL, AND FINANCIAL REQUIREMENTS FOR IMPLEMENTATION</u> - existing administrative, contractual, and financial structure is sufficient.</p> <p>4) <u>IDENTIFICATION OF NEW OR MODIFICATION TO LOCAL LAWS, ORDINANCES OR REGULATIONS TO IMPLEMENT PROGRAMS</u> - no new local laws, ordinances, or regulations identified as necessary at this time.</p> |

|   |   |
|---|---|
| <p>5.5.h</p> <p>EDUCATION AND OUTREACH</p>  | <p><u>SUMMARY OF STATUS &amp; RECOMMENDATION</u></p> <ul style="list-style-type: none"> <li>▶ Continue educational and outreach efforts in cooperation with local community agencies including Suffolk County and locally centered community groups, including schools.</li> <li>▶ Maintain budget levels for informational media, radio air time, print advertisements, video, and website maintenance.</li> <li>▶ HAZARDOUS PRODUCTS - Continue encouragement to reduce use of hazardous products through disposal during STOP days will result in cleaner MSW that is safer to manage.</li> <li>▶ GLASS REDUCTION - Reduce the volume of glass in the MSW stream through promotion of bottle redemption and recycling. Glass removal from MSW will result in less glass in finished compost product. Glass is the single greatest contaminant of concern in compost products.</li> <li>▶ FILM PLASTICS - Encourage agricultural practices that minimize use of film plastic which are difficult to recover, and encourage residential reuse of consumer-owned bags that have more direct marketing agreements.</li> </ul>  |
| <p><u>CRITERIA OF EVALUATION</u></p> <p>1) ADMINISTRATIVE/TECHNICAL IMPACTS</p> <p><u>1i) Waste Stream Impact - Quantitative/Qualitative</u> - Continuation of current educational and outreach efforts are expected to aid in maintaining waste diversion performance.</p> <p><u>1ii) Appropriate Type &amp; Size of Facilities or Program</u> - No new infrastructure is required.</p> <p><u>1iii) Cost &amp; Lifecycle Analysis</u> - No cost impacts.</p> <p><u>1iv) Impact to Natural Resource Conservation, Energy Production, and Jobs</u> - No impacts are anticipated.</p> <p>2) JURISDICTIONAL IMPACTS ON NEIGHBORING PLANNING UNITS, AND ENVIRONMENTAL JUSTICE WITHIN THE TOWN OF RIVERHEAD</p> <p><u>2i) Assessment of Participation Interest Potential by Neighboring Planning Units</u> - public education and outreach information sharing with neighboring Planning Units, as requested, is to ensure thorough understanding and management of solid waste movement within and across communities.</p> <p><u>2ii) Assessment of Alternatives That Might be Available if Other Planning Units Participate</u> - activities are not dependent upon participation of other Planning Units.</p> <p><u>2iii) Comments Received by Neighboring Planning Units</u> - none at this time.</p> <p><u>2iv) Assessment of Environmental Justice Within the Town of Riverhead</u> - there is no known or expected environmental justice impact within the Town associated with these activities.</p> | <p><u>ALTERNATIVE      SELECTION      STATUS</u></p> <p><u>1) ALTERNATIVE CHOSEN &amp; WHY</u> - see above</p> <p><u>2) EXPECTED QUANTITATIVE &amp; QUALITATIVE IMPACTS ON -</u></p> <p><u>Waste Reduction</u> - actions expected to reduce waste volumes by &lt;5%</p> <p><u>Reuse</u> - actions expected to enhance reuse &lt;5%</p> <p><u>Materials Recovery</u> - actions expected to enhance waste reuse &lt;5%</p> <p><u>Participation in Recovery Opportunities</u> - actions expected to enhance participation &lt;5%</p> <p><u>Product Stewardship</u> - no measurable impact on product stewardship expected</p> <p><u>Economic, administrative or partnership benefits</u> - actions expected to reduce direct expenses by &lt;5%.</p> <p><u>3) IDENTIFICATION OF ADMINISTRATIVE, CONTRACTUAL, AND FINANCIAL REQUIREMENTS FOR IMPLEMENTATION</u> - existing administrative, contractual, and financial structure is sufficient to support ongoing and proposed waste reduction activities.</p> <p><u>4) IDENTIFICATION OF NEW OR MODIFICATION TO LOCAL LAWS, ORDINANCES OR REGULATIONS TO IMPLEMENT PROGRAMS</u> - no new local laws, ordinances, or regulations identified as necessary at this time.</p> |

|   |   |
|---|---|
| <p>5.5.i</p> <p>DATA COLLECTION AND EVALUATION EFFORTS</p>  | <p><u>SUMMARY OF STATUS &amp; RECOMMENDATION</u></p> <ul style="list-style-type: none"> <li>▶ Continue current data collection of materials managed through the Town’s curbside pickup program.</li> <li>▶ Collect supplemental material management data from private waste haulers through the Town’s Sanitation permit system.</li> <li>▶ Conduct quarterly and annual data reviews to verify data quality and completeness.</li> </ul>   |
| <p><u>CRITERIA OF EVALUATION</u></p> <p>1) ADMINISTRATIVE/TECHNICAL IMPACTS</p> <p><u>1i) Waste Stream Impact - Quantitative/Qualitative</u> – Quarterly and annual data reviews will create additional work load on administrative staff. Work load is expected to be moderate for quarterly and annual reviews consistent with state reporting requirements.</p> <p><u>1ii) Appropriate Type &amp; Size of Facilities or Program</u> - No additional software anticipated beyond existing database systems.</p> <p><u>1iii) Cost &amp; Lifecycle Analysis</u> - Cost will include administrative labor for database management.</p> <p><u>1iv) Impact to Natural Resource Conservation, Energy Production, and Jobs</u> - No impact on natural resources, energy production, and jobs is anticipated.</p> <p>2) JURISDICTIONAL IMPACTS ON NEIGHBORING PLANNING UNITS, AND ENVIRONMENTAL JUSTICE WITHIN THE TOWN OF RIVERHEAD</p> <p><u>2i) Assessment of Participation Interest Potential by Neighboring Planning Units</u> - data information sharing with neighboring planning units, as requested, is to ensure thorough understanding and management of solid waste movement.</p> <p><u>2ii) Assessment of Alternatives That Might be Available if Other Planning Units Participate</u> - activities are not dependent upon participation of other Planning Units.</p> <p><u>2iii) Comments Received by Neighboring Planning Units</u> - none at this time.</p> <p><u>2iv) Assessment of Environmental Justice Within the Town of Riverhead</u> - there is no known or expected environmental justice impacts within the Town associated with these activities.</p> | <p><u>ALTERNATIVE      SELECTION      STATUS</u></p> <p><u>1) ALTERNATIVE CHOSEN &amp; WHY</u> - see above</p> <p><u>2) EXPECTED QUANTITATIVE &amp; QUALITATIVE IMPACTS ON -</u></p> <p><u>Waste Reduction</u> - actions expected to reduce waste volumes by &lt;5%</p> <p><u>Reuse</u> - actions expected to enhance reuse &lt;5%</p> <p><u>Materials Recovery</u> - actions expected to enhance waste reuse &lt;5%</p> <p><u>Participation in Recovery Opportunities</u> - actions expected to enhance participation &lt;5%</p> <p><u>Product Stewardship</u> - no measurable impact on product stewardship expected</p> <p><u>Economic, administrative or partnership benefits</u> - actions expected to reduce direct expenses by &lt;5%</p> <p><u>3) IDENTIFICATION OF ADMINISTRATIVE, CONTRACTUAL, AND FINANCIAL REQUIREMENTS FOR IMPLEMENTATION</u> - existing administrative, contractual, and financial structure is sufficient.</p> <p><u>4) IDENTIFICATION OF NEW OR MODIFICATION TO LOCAL LAWS, ORDINANCES OR REGULATIONS TO IMPLEMENT PROGRAMS</u> - no new local laws, ordinances, or regulations are identified as necessary at this time.</p> |

|   |  |
|---|--|
| <p>5.5.j</p> <p>LOCAL HAULER LICENSING PROGRAMS, INCLUDING AN ASSESSMENT OF LAWS PREVENTING COMMINGLING OF RECYCLABLES WITH WASTE</p>   | <p><u>SUMMARY OF STATUS &amp; RECOMMENDATION</u></p> <ul style="list-style-type: none"> <li>▶ Continuation of Sanitation permit system for private waste haulers.</li> <li>▶ Continue support of existing local laws and Sanitation permit systems.</li> <li>▶ Town Code 273-8 prohibits curbside disposal of recyclables commingled with waste (Appendix K).</li> <li>▶ Town Code 273-4 establishes a Solid Waste Collection and Disposal District consisting of six contract bid areas for the collection of all residential solid waste within the district (Appendix L).</li> </ul>  |
| <p><u>CRITERIA OF EVALUATION</u></p> <p>1) ADMINISTRATIVE/TECHNICAL IMPACTS</p> <p><u>1i) Waste Stream Impact - Quantitative/Qualitative</u> - The most significant administrative impact will be realization of the Town's solid waste-recyclable commingling prohibition (Town Code 273-8). Enforcement against illegal dumping within the Town of Riverhead will be enhanced with the continuation of a permit program for private haulers and enforcement of the permit program and local laws.</p> <p><u>1ii) Appropriate Type &amp; Size of Facilities or Program</u> - No new infrastructure is required.</p> <p><u>1iii) Cost &amp; Lifecycle Analysis</u> - No cost impacts anticipated with retaining existing cost structure.</p> <p><u>1iv) Impact to Natural Resource Conservation, Energy Production, and Jobs</u> - No impacts are anticipated.</p> <p>2) JURISDICTIONAL IMPACTS ON NEIGHBORING PLANNING UNITS, AND ENVIRONMENTAL JUSTICE WITHIN THE TOWN OF RIVERHEAD</p> <p><u>2i) Assessment of Participation Interest Potential by Neighboring Planning Units</u> - potential for participation by neighboring Planning Units is not under review at this time.</p> <p><u>2ii) Assessment of Alternatives That Might be Available if Other Planning Units Participate</u> - activities are not dependent upon participation of other Planning Units.</p> <p><u>2iii) Comments Received by Neighboring Planning Units</u> - none at this time.</p> <p><u>2iv) Assessment of Environmental Justice Within the Town of Riverhead</u> - no negative impact anticipated from proposed activities.</p> | <p><u>ALTERNATIVE SELECTION STATUS</u></p> <p><u>1) ALTERNATIVE CHOSEN &amp; WHY</u> - see above</p> <p><u>2) EXPECTED QUANTITATIVE &amp; QUALITATIVE IMPACTS ON -</u></p> <p><u>Waste Reduction</u> - actions expected to reduce waste volumes by &lt;5%</p> <p><u>Reuse</u> - actions expected to enhance reuse &lt;5%</p> <p><u>Materials Recovery</u> - actions expected to enhance waste reuse &lt;5%</p> <p><u>Participation in Recovery Opportunities</u> - actions expected to enhance participation &lt;5%</p> <p><u>Product Stewardship</u> - no measurable impact on product stewardship expected</p> <p><u>Economic, administrative or partnership benefits</u> - actions expected to reduce direct expenses by &lt;5%.</p> <p><u>3) IDENTIFICATION OF ADMINISTRATIVE, CONTRACTUAL, AND FINANCIAL REQUIREMENTS FOR IMPLEMENTATION</u> - existing administrative, contractual, and financial structure is sufficient.</p> <p><u>4) IDENTIFICATION OF NEW OR MODIFICATION TO LOCAL LAWS, ORDINANCES OR REGULATIONS TO IMPLEMENT PROGRAMS</u> - no new local laws, ordinances, or regulations are identified as necessary at this time.</p> |

| 5.5.k  | <u>SUMMARY OF STATUS &amp; RECOMMENDATION</u>  |   |                    |                  |               |  |  |  |  |  |  |                        |  |                                |              |  |                                |                           |  |                                |  |  |                                |                            |  |                                |   |  |                               |  |  |  |  |  |  |
|--|--|---|--------------------|------------------|---------------|--|--|--|--|--|--|------------------------|--|--------------------------------|--------------|--|--------------------------------|---------------------------|--|--------------------------------|--|--|--------------------------------|----------------------------|--|--------------------------------|---|--|-------------------------------|--|--|--|--|--|--|
| FLOW CONTROL AND DISTRICTING POTENTIAL   | <ul style="list-style-type: none"><li>Flow control is a legal designation for directing solid waste and/or recyclables to a specified facility or facilities as designated by the Planning Unit. The Towns curbside pickup program does not direct the contracted carter where to dispose of the solid waste and recyclables. Flow Control is not part of the DLSWMP.</li><li>Waste districting is part of the Town of Riverhead’s LMSWMP. The Town is divided into six Sanitation Districts, A-F.</li></ul>   |   |                    |                  |               |  |  |  |  |  |  |                        |  |                                |              |  |                                |                           |  |                                |  |  |                                |                            |  |                                |   |  |                               |  |  |  |  |  |  |
| <u>CRITERIA OF EVALUATION</u>  | <p>1) ADMINISTRATIVE/TECHNICAL IMPACTS</p> <p><u>1i) Waste Stream Impact - Quantitative/Qualitative</u> – The Town of Riverhead’s solid waste program projected MSW disposal rate for 2020 is 5.23 lbs/capita/day, which is greater than the State’s “Beyond Waste” target of 1.7 lbs/capita/day for 2020. There are no known or expected impacts within the Town of Riverhead associated with not implementing flow control at this time. There are no known or expected impacts within the Town of Riverhead associated with continuing to operate districts at this time.</p> <p><u>1ii) Appropriate Type &amp; Size of Facilities or Program</u> - There are no known or expected impacts to natural resource conservation, energy production, and jobs within the Town of Riverhead that are associated with not implementing flow control, or by continuing to operate Sanitation Districts A-F at this time</p> <p><u>1iii) Cost &amp; Lifecycle Analysis</u> - there are no known or expected impacts within the Town of Riverhead associated with not implementing flow control, or by continuing to operate Sanitation Districts A-F at this time.</p> <p><u>1iv) Impact to Natural Resource Conservation, Energy Production, and Jobs</u> - there are no known or expected impacts within the Town of Riverhead associated with not implementing flow control, or by continuing to operate Sanitation Districts A-F at this time.</p> <p>2) JURISDICTIONAL IMPACTS ON NEIGHBORING PLANNING UNITS, AND ENVIRONMENTAL JUSTICE WITHIN THE TOWN OF RIVERHEAD</p> <p><u>2i) Assessment of Participation Interest Potential by Neighboring Planning Units</u> - activities are not dependent upon participation of other Planning Units.</p> <p><u>2ii) Assessment of Alternatives That Might be Available if Other Planning Units Participate</u> - activities are not dependent upon participation of other Planning Units.</p> <p><u>2iii) Comments Received by Neighboring Planning Units</u> - none at this time.</p> <p><u>2iv) Assessment of Environmental Justice Within the Town of Riverhead</u> - there is no known or expected environmental justice impact within the Town associated with not implementing flow control, or by continuing to operate Sanitation Districts A-F at this time.</p> | <table><tr><th><u>ALTERNATIVE</u></th><th><u>SELECTION</u></th><th><u>STATUS</u></th></tr><tr><td colspan="3"><u>1) ALTERNATIVE CHOSEN &amp; WHY</u> - see above</td></tr><tr><td colspan="3"><u>2) EXPECTED QUANTITATIVE &amp; QUALITATIVE IMPACTS ON -</u></td></tr><tr><td><u>Waste Reduction</u></td><td></td><td>- not applicable at this time.</td></tr><tr><td><u>Reuse</u></td><td></td><td>- not applicable at this time.</td></tr><tr><td><u>Materials Recovery</u></td><td></td><td>- not applicable at this time.</td></tr><tr><td><u>Participation in Recovery Opportunities</u></td><td></td><td>- not applicable at this time.</td></tr><tr><td><u>Product Stewardship</u></td><td></td><td>- not applicable at this time.</td></tr><tr><td><u>Economic, administrative or partnership benefits</u></td><td></td><td>-not applicable at this time.</td></tr><tr><td colspan="3"><u>3) IDENTIFICATION OF ADMINISTRATIVE, CONTRACTUAL, AND FINANCIAL REQUIREMENTS FOR IMPLEMENTATION</u> - existing administrative, contractual, and financial structure is sufficient to support ongoing and proposed waste reduction activities.</td></tr><tr><td colspan="3"><u>4) IDENTIFICATION OF NEW OR MODIFICATION TO LOCAL LAWS, ORDINANCES OR REGULATIONS TO IMPLEMENT PROGRAMS</u> - existing local laws, ordinances, and regulations are sufficient at this time.</td></tr></table> | <u>ALTERNATIVE</u> | <u>SELECTION</u> | <u>STATUS</u> | <u>1) ALTERNATIVE CHOSEN &amp; WHY</u> - see above |  |  | <u>2) EXPECTED QUANTITATIVE &amp; QUALITATIVE IMPACTS ON -</u> |  |  | <u>Waste Reduction</u> |  | - not applicable at this time. | <u>Reuse</u> |  | - not applicable at this time. | <u>Materials Recovery</u> |  | - not applicable at this time. | <u>Participation in Recovery Opportunities</u> |  | - not applicable at this time. | <u>Product Stewardship</u> |  | - not applicable at this time. | <u>Economic, administrative or partnership benefits</u> |  | -not applicable at this time. | <u>3) IDENTIFICATION OF ADMINISTRATIVE, CONTRACTUAL, AND FINANCIAL REQUIREMENTS FOR IMPLEMENTATION</u> - existing administrative, contractual, and financial structure is sufficient to support ongoing and proposed waste reduction activities. |  |  | <u>4) IDENTIFICATION OF NEW OR MODIFICATION TO LOCAL LAWS, ORDINANCES OR REGULATIONS TO IMPLEMENT PROGRAMS</u> - existing local laws, ordinances, and regulations are sufficient at this time. |  |  |
| <u>ALTERNATIVE</u>   | <u>SELECTION</u>   | <u>STATUS</u>   |                    |                  |               |  |  |  |  |  |  |                        |  |                                |              |  |                                |                           |  |                                |  |  |                                |                            |  |                                |   |  |                               |  |  |  |  |  |  |
| <u>1) ALTERNATIVE CHOSEN &amp; WHY</u> - see above   |  |   |                    |                  |               |  |  |  |  |  |  |                        |  |                                |              |  |                                |                           |  |                                |  |  |                                |                            |  |                                |   |  |                               |  |  |  |  |  |  |
| <u>2) EXPECTED QUANTITATIVE &amp; QUALITATIVE IMPACTS ON -</u>   |  |   |                    |                  |               |  |  |  |  |  |  |                        |  |                                |              |  |                                |                           |  |                                |  |  |                                |                            |  |                                |   |  |                               |  |  |  |  |  |  |
| <u>Waste Reduction</u>   |  | - not applicable at this time.  |                    |                  |               |  |  |  |  |  |  |                        |  |                                |              |  |                                |                           |  |                                |  |  |                                |                            |  |                                |   |  |                               |  |  |  |  |  |  |
| <u>Reuse</u>   |  | - not applicable at this time.  |                    |                  |               |  |  |  |  |  |  |                        |  |                                |              |  |                                |                           |  |                                |  |  |                                |                            |  |                                |   |  |                               |  |  |  |  |  |  |
| <u>Materials Recovery</u>  |  | - not applicable at this time.  |                    |                  |               |  |  |  |  |  |  |                        |  |                                |              |  |                                |                           |  |                                |  |  |                                |                            |  |                                |   |  |                               |  |  |  |  |  |  |
| <u>Participation in Recovery Opportunities</u>   |  | - not applicable at this time.  |                    |                  |               |  |  |  |  |  |  |                        |  |                                |              |  |                                |                           |  |                                |  |  |                                |                            |  |                                |   |  |                               |  |  |  |  |  |  |
| <u>Product Stewardship</u>   |  | - not applicable at this time.  |                    |                  |               |  |  |  |  |  |  |                        |  |                                |              |  |                                |                           |  |                                |  |  |                                |                            |  |                                |   |  |                               |  |  |  |  |  |  |
| <u>Economic, administrative or partnership benefits</u>  |  | -not applicable at this time.   |                    |                  |               |  |  |  |  |  |  |                        |  |                                |              |  |                                |                           |  |                                |  |  |                                |                            |  |                                |   |  |                               |  |  |  |  |  |  |
| <u>3) IDENTIFICATION OF ADMINISTRATIVE, CONTRACTUAL, AND FINANCIAL REQUIREMENTS FOR IMPLEMENTATION</u> - existing administrative, contractual, and financial structure is sufficient to support ongoing and proposed waste reduction activities. |  |   |                    |                  |               |  |  |  |  |  |  |                        |  |                                |              |  |                                |                           |  |                                |  |  |                                |                            |  |                                |   |  |                               |  |  |  |  |  |  |
| <u>4) IDENTIFICATION OF NEW OR MODIFICATION TO LOCAL LAWS, ORDINANCES OR REGULATIONS TO IMPLEMENT PROGRAMS</u> - existing local laws, ordinances, and regulations are sufficient at this time.   |  |   |                    |                  |               |  |  |  |  |  |  |                        |  |                                |              |  |                                |                           |  |                                |  |  |                                |                            |  |                                |   |  |                               |  |  |  |  |  |  |

|  |  |
|--|--|
| <p>5.5.I</p> <p>C&amp;D CONSTRUCTION AND DEMOLITION DEBRIS REDUCTION, INCLUDING DECONSTRUCTION, REUSE AND RECOVERY PROGRAMS</p>  | <p><u>SUMMARY OF STATUS &amp; RECOMMENDATION</u></p> <ul style="list-style-type: none"> <li>► C&amp;D reuse is encouraged of private carters by the Town. Deconstruction involves disassembly of a structure manually to salvage the maximum economic and environmental value of materials through reuse and recycling. Homes and other structures can be deconstructed partially or completely, resulting in tax benefits to the donor. Deconstruction will be promoted at the permit department when a resident applies for a building permit.</li> <li>► The Town disposes of its C&amp;D debris with a local vendor that recycles and sells the debris.</li> </ul>   |
| <p><u>CRITERIA OF EVALUATION</u></p> <p>1) ADMINISTRATIVE/TECHNICAL IMPACTS</p> <p><u>1i) Waste Stream Impact - Quantitative/Qualitative</u> - Continued recycling of C&amp;D debris by private carters and the Town will have no impact on the waste stream. Deconstruction of homes will save valuable building materials and save rich architectural history.</p> <p><u>1ii) Appropriate Type &amp; Size of Facilities or Program</u> - Existing infrastructure is sufficient at this time with no changes recommended or anticipated.</p> <p><u>1iii) Cost &amp; Lifecycle Analysis</u> - Continuation of the dedicated Sanitation Tax funding stream is fully anticipated to provide sufficient funding for program costs.</p> <p><u>1iv) Impact to Natural Resource Conservation, Energy Production, and Jobs</u> – Reuse of C&amp;D debris by the private sector and the Town will have positive impacts on natural resource conservation, energy production, and jobs. Deconstruction of homes will save valuable building materials and save rich architectural history.</p> <p>2) JURISDICTIONAL IMPACTS ON NEIGHBORING PLANNING UNITS, AND ENVIRONMENTAL JUSTICE WITHIN THE TOWN OF RIVERHEAD</p> <p><u>2i) Assessment of Participation Interest Potential by Neighboring Planning Units</u> - potential for participation by neighboring Planning Units is not under review at this time.</p> <p><u>2ii) Assessment of Alternatives That Might be Available if Other Planning Units Participate</u> - activities are not dependent upon participation of other Planning Units.</p> <p><u>2iii) Comments Received by Neighboring Planning Units</u> - none at this time.</p> <p><u>2iv) Assessment of Environmental Justice Within the Town of Riverhead</u> - no negative impact anticipated from proposed activities.</p> | <p><u>ALTERNATIVE SELECTION STATUS</u></p> <p><u>1) ALTERNATIVE CHOSEN &amp; WHY</u> - see above</p> <p><u>2) EXPECTED QUANTITATIVE &amp; QUALITATIVE IMPACTS ON -</u></p> <p><u>Waste Reduction</u> - actions expected to reduce waste volumes by approximately 5%</p> <p><u>Reuse</u> - actions expected to enhance reuse by approximately 5%</p> <p><u>Materials Recovery</u> - actions expected to enhance waste reuse by approximately 5%</p> <p><u>Participation in Recovery Opportunities</u> - actions expected to enhance participation by approximately 5%</p> <p><u>Product Stewardship</u> - no measurable impact on product stewardship expected</p> <p><u>Economic, administrative or partnership benefits</u> - actions expected to reduce direct expenses by approximately 5%.</p> <p><u>3) IDENTIFICATION OF ADMINISTRATIVE, CONTRACTUAL, AND FINANCIAL REQUIREMENTS FOR IMPLEMENTATION</u> - existing administrative, contractual, and financial structure is sufficient to support ongoing and proposed waste reduction activities.</p> <p><u>4) IDENTIFICATION OF NEW OR MODIFICATION TO LOCAL LAWS, ORDINANCES OR REGULATIONS TO IMPLEMENT PROGRAMS</u> - no new local laws, ordinances, or regulations identified as necessary at this time.</p> |

|   |  |
|---|--|
| <p>5.5.m</p> <p>PRIVATE SECTOR MANAGEMENT &amp; COORDINATION OPPORTUNITIES</p>  | <p><u>SUMMARY OF STATUS &amp; RECOMMENDATION</u></p> <ul style="list-style-type: none"> <li>▶ The Town’s intent for solid waste is to provide locally owned and operated infrastructure through curbside pickup by locally contracted carters. Private sector management and coordination opportunities will continue to center around support of reuse opportunities and C&amp;D deconstruction.</li> </ul>   |
| <p><u>CRITERIA OF EVALUATION</u></p> <p>1) ADMINISTRATIVE/TECHNICAL IMPACTS</p> <p><u>1i) Waste Stream Impact - Quantitative/Qualitative</u> – The Town will continue to pick up and dispose of residential C&amp;D debris by a private contracted carter. C&amp;D debris from Town work or facilities will continued to be disposed of at Crown Recycling for reuse. Residential storm debris is accommodated by the curbside pickup program. Town generated storm debris is picked up and disposed of by the Sanitation and Highway Departments at their respective yard waste facilities.</p> <p><u>1ii) Appropriate Type &amp; Size of Facilities or Program</u> - Existing infrastructure is sufficient at this time with no changes recommended or anticipated.</p> <p><u>1iii) Cost &amp; Lifecycle Analysis</u> - Continuation of the dedicated Sanitation tax funding stream is fully anticipated to provide sufficient funding for program costs.</p> <p><u>1iv) Impact to Natural Resource Conservation, Energy Production, and Jobs</u> - Utilization of the residential curbside pickup program with storm debris pickup and disposal for Town properties by Highway and Sanitation will have positive impacts on natural resource conservation, energy production, and jobs.</p> <p>2) JURISDICTIONAL IMPACTS ON NEIGHBORING PLANNING UNITS, AND ENVIRONMENTAL JUSTICE WITHIN THE TOWN OF RIVERHEAD</p> <p><u>2i) Assessment of Participation Interest Potential by Neighboring Planning Units</u> - potential for participation by neighboring Planning Units is not under review at this time.</p> <p><u>2ii) Assessment of Alternatives That Might be Available if Other Planning Units Participate</u> - activities are not dependent upon participation of other Planning Units.</p> <p><u>2iii) Comments Received by Neighboring Planning Units</u> - none at this time.</p> <p><u>2iv) Assessment of Environmental Justice Within the Town of Riverhead</u> - no negative impact anticipated from proposed activities.</p> | <p><u>ALTERNATIVE      SELECTION      STATUS</u></p> <p><u>1) ALTERNATIVE CHOSEN &amp; WHY</u> - see above</p> <p><u>2) EXPECTED QUANTITATIVE &amp; QUALITATIVE IMPACTS ON -</u></p> <p><u>Waste Reduction</u> - actions expected to reduce waste volumes by &lt;5%</p> <p><u>Reuse</u> - actions expected to enhance reuse &lt;5% from current levels.</p> <p><u>Materials Recovery</u> - actions expected to enhance waste reuse &lt;5% from current levels.</p> <p><u>Participation in Recovery Opportunities</u> - actions expected to enhance participation &lt;5%.</p> <p><u>Product Stewardship</u> - no measurable impact on product stewardship expected.</p> <p><u>Economic, Administrative or Partnership Benefits</u> - Actions believed to provide economic benefits associated with cost control for long term reliable solid waste management services available to Town of Riverhead residents.</p> <p><u>3) IDENTIFICATION OF ADMINISTRATIVE, CONTRACTUAL, AND FINANCIAL REQUIREMENTS FOR IMPLEMENTATION</u> - existing administrative, contractual, and financial structure is sufficient to support ongoing activities.</p> <p><u>4) IDENTIFICATION OF NEW OR MODIFICATION TO LOCAL LAWS, ORDINANCES OR REGULATIONS TO IMPLEMENT PROGRAMS</u> - no new local laws, ordinances, or regulations identified as necessary at this time.</p> |



|  |  |
|--|--|
| <p>5.5.n</p> <p>MANAGEMENT OF WASTE THROUGH THERMAL TREATMENT TECHNOLOGIES</p>   | <p><u>SUMMARY OF STATUS &amp; RECOMMENDATION</u></p> <ul style="list-style-type: none"> <li>▶ Household pharmaceuticals collected by Riverhead Police Department and during the semi-annual STOP Day drop off event are managed thru incineration.</li> <li>▶ MSW from the Town of Brookhaven’s transfer station is incinerated by Covanta in Babylon. The ashes are landfilled by the Town of Brookhaven at its ash landfill facility. This facility is planned for closure during 2024.</li> <li>▶ MSW ash will be trucked to off-Island locations which will significantly increase Sanitation Taxes.</li> </ul>  |
| <p><u>CRITERIA OF EVALUATION</u></p> <p>1) ADMINISTRATIVE/TECHNICAL IMPACTS</p> <p><u>1i) Waste Stream Impact - Quantitative/Qualitative</u> - Continued thermal destruction of HH pharmaceuticals and hazardous waste. Cessation of MSW at Brookhaven’s ash landfill in 2024.</p> <p><u>1ii) Appropriate Type &amp; Size of Facilities or Program</u> - Existing infrastructure is sufficient at this time with no changes recommended or anticipated. Off-Island trucking of MSW ash will be required when the ash landfill closes in 2024. More space for landfilling the MSW ash is needed to avoid spending increased costs for trucking.</p> <p><u>1iii) Cost &amp; Lifecycle Analysis</u> - Continuation of the dedicated Sanitation tax funding stream is fully anticipated to be increase significantly in 2024 to pay for off-Island trucking of MSW ash for disposal.</p> <p><u>1iv) Impact to Natural Resource Conservation, Energy Production, and Jobs</u> - There are no known or expected impacts to natural resource conservation, energy production, and jobs within the Town of Riverhead that are associated with not utilizing renewal fuel. Incinerating HH pharmaceuticals and hazardous waste is believed to have positive impacts on natural resource conservation, energy production, and jobs. Although jobs will be lost when the ash landfill closes, substantially more jobs will be created due to trucking MSW ash off-Island. Closing the ash landfill will conserve natural resources by significantly reducing emissions from the landfill. However, emissions will also be increased substantially due to the number of trucks needed to remove MSW ash from Long Island.</p> <p>2) JURISDICTIONAL IMPACTS ON NEIGHBORING PLANNING UNITS, AND ENVIRONMENTAL JUSTICE WITHIN THE TOWN OF RIVERHEAD</p> <p><u>2i) Assessment of Participation Interest Potential by Neighboring Planning Units</u> - potential for participation by neighboring Planning Units is not under review at this time.</p> <p><u>2ii) Assessment of Alternatives That Might be Available if Other Planning Units Participate</u> - activities are not dependent upon participation of other Planning Units.</p> <p><u>2iii) Comments Received by Neighboring Planning Units</u> - none at this time.</p> <p><u>2iv) Assessment of Environmental Justice Within the Town of Riverhead</u> - The increase in truck emissions will represent a negative impact from the proposed activities.</p> | <p><u>ALTERNATIVE SELECTION STATUS</u></p> <p><u>1) ALTERNATIVE CHOSEN &amp; WHY</u> - see above</p> <p><u>2) EXPECTED QUANTITATIVE &amp; QUALITATIVE IMPACTS ON -</u></p> <p><u>Waste Reduction</u> - actions expected to reduce ash waste volumes landfilled by 100%. MSW reduction expected to be &lt;5% from thermal incineration as the ash volume will vary based on MSW input to the Covanta incinerator in Babylon.</p> <p><u>Reuse</u> - actions expected to enhance reuse &lt;5% from current levels.</p> <p><u>Materials Recovery</u> - actions expected to enhance waste reuse &lt;5% from current levels.</p> <p><u>Participation in Recovery Opportunities</u> - actions expected to enhance participation &lt;5%.</p> <p><u>Product Stewardship</u> - no measurable impact on product stewardship expected.</p> <p><u>Economic, Administrative or Partnership Benefits</u> - actions expected to increase direct expenses by 100%.</p> <p><u>3) IDENTIFICATION OF ADMINISTRATIVE, CONTRACTUAL, AND FINANCIAL REQUIREMENTS FOR IMPLEMENTATION</u> - existing administrative, contractual, and financial structure is sufficient to support ongoing activities.</p> <p><u>4) IDENTIFICATION OF NEW OR MODIFICATION TO LOCAL LAWS, ORDINANCES OR REGULATIONS TO IMPLEMENT PROGRAMS</u> - no new local laws, ordinances, or regulations identified as necessary at this time.</p> |

|  |   |
|--|---|
| <p>5.5.o</p> <p>WASTE DISPOSAL OPTIONS</p>   | <p><u>SUMMARY OF STATUS &amp; RECOMMENDATION</u></p> <ul style="list-style-type: none"> <li>▶ Pursue glass disposal and recycling options.</li> <li>▶ Retain Town curbside pickup program including solid waste disposal, recycling and yard waste disposal.</li> <li>▶ Form an intermunicipal agreement with local towns to stabilize rising costs of MSW recycling.</li> <li>▶ After 2024 MSW will continue to be disposed of by the Town’s carter at one of the Long Island Waste to Energy Facilities.</li> <li>▶ Off-Island trucking will be required to haul the ash from MSW incinerators to a licensed disposal facility.</li> </ul>  |
| <p><u>CRITERIA OF EVALUATION</u></p> <p>1) ADMINISTRATIVE/TECHNICAL IMPACTS</p> <p><u>1i) Waste Stream Impact - Quantitative/Qualitative</u> - The Town of Riverhead’s solid waste program MSW disposal rate in 2020 is 5.23 lbs/capita/day which is greater than the State’s “Beyond Waste” target of 1.7 lbs/capita/day for 2020. The Highway Department will continue to operate and maintain the Town owned composting facility. Operations include ongoing maintenance and capital repairs to retain facility capacity and reliability as well as storm debris management. The Sanitation Department will continue to maintain equipment and site capacity for woody debris grinding and chipping and for trommeling leaves at the Town owned yard waste facility. MSW will be disposed of by the Towns carter at Covanta Babylon Waste to Energy disposal facility. Beginning in 2024, ashes from MSW disposal at Covanta Babylon will be trucked off-Island. The Town will endeavor to develop an IMA with nearby municipalities to stabilize recycling prices.</p> <p><u>1ii) Appropriate Type &amp; Size of Facilities or Program</u> - Compost facility already exists in support of processing and giving away compost to the public. Long Island Waste to Energy facilities are located on Long Island and currently service many municipalities. Sanitation fleets are readily available to truck MSW ash off-Island for disposal at a licensed facility.</p> <p><u>1iii) Cost &amp; Lifecycle Analysis</u> - The Town’s composting and yard waste facilities have been operational for over 15 years and is not expected to measurably impact cost to consumers. Facility maintenance and capital replacements are minimal. Recycling costs are expected to rise but stabilize due to an IMA with the Islip recycling facility. Trucking costs are expected to increase Sanitation taxes significantly for hauling and off-Island disposal of MSW ash.</p> <p><u>1iv) Impact to Natural Resource Conservation, Energy Production, and Jobs</u> – Yard waste management and composting is generally expected to provide for natural resource conservation. Measurable energy production is &lt;5%. Jobs that currently exist in the operation of the yard waste and compost facilities are expected to remain constant during the 10 year planning window. Jobs due to required trucking are expected to increase markedly. Jobs at the Brookhaven Landfill will be eliminated. The IMA should not affect the Sanitation industry as a whole. Energy production will remain the same during the planning period.</p> <p>2) JURISDICTIONAL IMPACTS ON NEIGHBORING PLANNING UNITS, AND ENVIRONMENTAL JUSTICE WITHIN THE TOWN OF RIVERHEAD</p> <p><u>2i) Assessment of Participation Interest Potential by Neighboring Planning Units</u> - potential for participation by neighboring Planning Units is not yet under review at this time.</p> <p><u>2ii) Assessment of Alternatives That Might be Available if Other Planning Units Participate</u> - IMA with other local Towns and the Islip Recycling Facility will serve to stabilize recycling costs.</p> <p><u>2iii) Comments Received by Neighboring Planning Units</u> - none at this time.</p> <p><u>2iv) Assessment of Environmental Justice Within the Town of Riverhead</u> - no negative impact anticipated from proposed activities.</p> | <p><u>ALTERNATIVE      SELECTION      STATUS</u></p> <p><u>1) ALTERNATIVE CHOSEN &amp; WHY</u> - see above</p> <p><u>2) EXPECTED QUANTITATIVE &amp; QUALITATIVE IMPACTS ON -</u></p> <p><u>Waste Reduction</u> - actions expected to reduce waste volumes by &lt;5%</p> <p><u>Reuse</u> - actions expected to enhance reuse &lt;5% from current levels.</p> <p><u>Materials Recovery</u> - actions expected to enhance waste reuse &lt;5% from current levels.</p> <p><u>Participation in Recovery Opportunities</u> - actions expected to enhance participation &lt;5%.</p> <p><u>Product Stewardship</u> - With the closure of the Brookhaven ash landfill, product stewardship will be critical in helping to reduce MSW loading on the local incinerators and subsequently less ash to dispose of.</p> <p><u>Economic, Administrative or Partnership Benefits</u> - Actions believed to provide economic benefits associated with cost control for long term reliable solid waste management services available to Town of Riverhead residents.</p> <p><u>3) IDENTIFICATION OF ADMINISTRATIVE, CONTRACTUAL, AND FINANCIAL REQUIREMENTS FOR IMPLEMENTATION</u> - existing administrative, contractual, and financial structure is sufficient to support ongoing and proposed activities. Development of the IMA with other local municipalities will be facilitated by the Town Attorney’s Office.</p> <p><u>4) IDENTIFICATION OF NEW OR MODIFICATION TO LOCAL LAWS, ORDINANCES OR REGULATIONS TO IMPLEMENT PROGRAMS</u> - no new local laws, ordinances, or regulations identified as necessary at this time.</p> |

## CHAPTER 6 - IMPLEMENTATION SCHEDULE

### **6.1 Town of Riverhead Solid Waste Management Intent**

According to Town Code 273-2 Purpose; findings; construal of provisions.

The purpose of this chapter is to protect and promote the health, safety and welfare of the residents of the Town of Riverhead by controlling the storage and disposal of solid waste generated within the Town in the most economical and environmentally acceptable manner; provide for the orderly collection of solid waste; implement the Town of Riverhead Solid Waste Management Plan; comply with the requirements and further the purposes of the New York State Solid Waste Management Act; and to protect the drinking water supply in the Town of Riverhead. In addition, the Town Board finds that increased efforts to recover and reuse recyclable materials will protect and enhance the Town's physical environment and promote the health and safety of persons and property within the Town. The provisions set forth herein seek not only to facilitate the implementation and operation of an environmentally sound solid waste management program and conservation of natural resources but to promote the recovery of materials from the Town's solid waste stream for the purpose of recycling such materials by source separation. Accordingly, the Town Board finds it is necessary to expand the Town's recycling program to provide opportunities for nonresidential, commercial, industrial and institutional establishments to recycle. Nothing herein is intended or should be construed to modify or amend any terms or conditions of any contracts for solid waste services to which the Town of Riverhead is a party in effect on the effective date of this chapter. Refer to Appendix M for Town Code 273-2.

It is important to note that the Town's intent is a continuation and expansion of the fundamental solid waste program goals articulated in earlier versions of the local solid waste management plan. As a "living document" the Town of Riverhead Solid Waste Management Plan - Update 2020-2029 is written to continue the work of the solid waste program, and it is not intended to replace previously stated goals.

The Implementation Schedule may be found in Appendix N.

## **CHAPTER 7 - WASTE STREAM PROJECTIONS - NYSDEC Waste Calculator 10yr Projections**

Itemized waste generation tonnages and diversion levels have been calculated for MSW using NYSDEC waste calculators. Based upon these calculators, the Planning Unit's population projections for the 10 year planning period show a rapid and steady population increase, annual waste generation tonnages are increasing by 15% during the planning period, and annual diversion rates increase by an estimated 5% annually. MSW diversion rate is estimated to rise to 36% diversion rate by 2029. C&D diversion rate is estimated to rise to 99.2% by 2029, which reflects home construction and renovation projects. Below is the complete set of output tables for waste projections.

Utilizing the NYSDEC waste calculators to generate estimates, the solid waste quantity projections are expected to keep pace with population and waste generation per capita values for the nation. Changes in solid waste characteristics are also expected to match nationwide trends, including the increased light weighting of products and packaging associated with packaging innovations. Conversely, there are expected increases in the quantity and volume of consumer products within the waste stream, both as household trash and as construction & demolition debris. Increased recycling opportunities are expected to keep pace with market growth surrounding product stewardship legislation.

Projected solid waste quantities, based upon historic tonnages and making a small increase for population changes provides a ten year planning period estimate of approximately 43,741 total tons per year for all wastes and recyclables combined. This tonnage estimate identifies an increase in total weight (15%) which reflects the increasing demographics of the Town. Per capita generation rates are reduced by 4.5% due to education among other positive measures.

### **7.1 MSW Waste Projection Tables**

MSW Waste Projection Tables may be viewed in Appendix A.

### **7.2 C&D Waste Projection Tables**

Because of the small population of the Town of Riverhead, all C&D debris from residents is picked up by the Town's contracted carter and disposed of off-site at a permitted facility. C&D waste from Town facilities is collected by the Department of Sanitation and disposed of at a permitted off-sited facility. Therefore, the Town has not completed C&D Waste Projection Tables consistent with discussions with the DEC Main Office in Albany.

## **CHAPTER 8 -PUBLIC COMMENT OPPORTUNITIES**

### **8.1 Public Input Opportunities**

The Town encourages comment on the DLSWMP and a 45 day comment period will be initiated with the publication of this document.

#### **8.1.1 Internet Access**

The DLSWMP will be posted on the internet for viewing upon publication for public comment. The website address is: [www.townofriverheadny.gov](http://www.townofriverheadny.gov).

#### **8.1.2. Public Notification**

A notice referencing the Town's website and the DLSWMP posting will be forwarded to the Town Board, local solid waste haulers and NYSDEC officials. Additionally, a legal notice will be posted in area newspapers indicating the DLSWMP may be viewed through our website and that hard copies are available upon request.

#### **8.1.3. Time Period for Public Comment**

A 45 day comment period will be initiated with the publication of this document, anticipated in late spring 2021. Comments received from the public will be addressed in the Final LSWMP.

## **APPENDIX**

- APPENDIX A - MSW Waste Projection Tables
  - APPENDIX B - Town of Riverhead 2020 Recycling Calendar and MSW Flyer
  - APPENDIX C - Commercial Private Waste Disposal License Application
  - APPENDIX D - European American Award For All Six Residential Solid Waste CBAs For A Period Of Five Years From January 1, 2018 Through December 31, 2022 - Resolution #594
  - APPENDIX E - Suffolk Recycles Flyer
  - APPENDIX F - Site Plan, Young's Avenue Landfill
  - APPENDIX G - Yard Waste Facility Layout
  - APPENDIX H - Compost Facility Layout
  - APPENDIX I - Town of Riverhead 2020 STOP Days Flyer
  - APPENDIX J - Costs for Town of Riverhead Municipal Solid Waste Program
  - APPENDIX K - Source Separation of Recyclable Materials - Town Code 273-8
  - APPENDIX L - Establishment of District – Town Code 273-4
  - APPENDIX M - Town of Riverhead Solid Waste Management Intent - Town Code 273-2
  - APPENDIX N - Implementation Schedule
-

## **Step 1. Planning Unit and Plan Period Selection**

Please, select from the drop-down list the name of your **planning unit** and the **planning period** of your **LSWMP**. Be aware that a LSWMP must be developed for a **10-year period**, and that your selection will be replicated on each one of the following tabs.

|                        |                   |
|------------------------|-------------------|
| <b>Planning Unit</b>   | Town of Riverhead |
| <b>Planning Period</b> | 2020-2029         |

## Step 2. Waste Generation Rate

In order to project how the amount of waste generated in the planning unit will change over time, data regarding the current amount of waste generated by the planning unit is needed. This can be the total tons of waste generated by the planning unit in the current year (**Tons/yr**), or this can be the estimated daily quantity of waste generated per person in the planning unit (**lb/person/day**). If both the total annual generation and the estimated generation rate per person are unknown, the state average for MSW generation rate can be used along with the planning unit's population to estimate the total amount of waste generated in the planning unit.

For this step, select **one** of the options that describes the known information about the planning unit. Enter the waste generated in Tons (MSW disposed & Recycled Materials) or the waste generation rate in lb/person/day in the **purple cell**. If no data on the waste generated in the planning unit is available, choose the corresponding option from the list. The calculator will estimate the total amount of waste generated based on the state's average generation rate and the planning unit's population.

### Town of Riverhead

The amount of waste generated (by all residents, institutions, etc.) in the planning unit will be based on what is known. If the MSW generation amount and the generation rate are unknown, the state average for MSW generation rate will be used.

☒ I know the amount of MSW generated (Tons/year):

Enter tons disposed here:

29,194.07

☐ The planning unit Average MSW Generation Rate (lb/person/day) is:

☐ The amount of MSW Generated and the planning unit Average MSW Generation Rate are unknown.

Enter tons diverted here:

8,824.92



## Step 3. Planning Unit Population - Projections & Municipal Solid Waste (MSW) - Projections

This tab will provide you with population projections and MSW generation projections for the planning period you had previously selected. It is recognized that Municipal Solid Waste (MSW) generation is reliant on population changes, hence, it is necessary to project both and identify their correlation.

In the first **purple cell** enter the total tons of MSW that was disposed in the year immediately before your plan period starts. For example: If the plan period is 2016-2026, the MSW disposed data should be from 2015.

### Population Projection:

Calculations are determined by a linear regression based on the latest **census population data** and an **annual growth rate percentage** specific to the planning unit. If it is anticipated that the population is going to decrease overtime, the minus sign (-) will be used.

### MSW Generation Projection:

The MSW generation rate (Lb/person/day) calculated on the previous tab from the **Waste Generation Rate** will serve as a start point for the planning period. On the calculator, three options are considered to anticipate the MSW generation over time, and one must be selected according to the goals of the planning unit:

#### First Option:

MSW generation **rate does not change**. Consequently, MSW generation fluctuates with the population of the planning unit. If the population increases, waste generation will rise as well, and vice versa.

By selecting this option, the planning unit is in **"status quo"**, meaning that is not making any improvements, and consequently is getting far from reaching the State's goal by 2030.

#### Second Option:

MSW generation **amount** remains the same, regardless of whether or not the planning unit's population changes.

#### Third Option:

As a result of successfully implementing the Local Solid Waste Management Plan, MSW generation will be reduced by an annual factor of ...

An **Annual Factor of Reduction (%)** should be calculated, defined, and selected by the planning unit. This factor will be the numerical representation of one of the planning unit's **goals** for the planning period. Once calculated, the Annual Factor of Reduction can be chosen from the drop down list provided.

### Note:

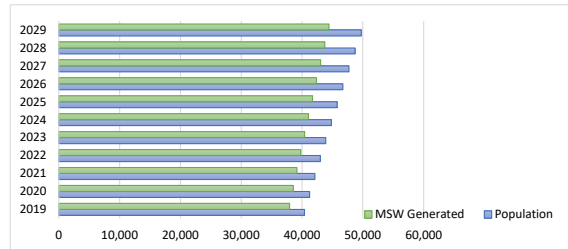
- The graphic will display the Population and MSW Generation projections over the selected planning period. It has been designed to visualize the contrast of the final outcomes, based on the selections of each planning unit

## Town of Riverhead

2020-2029

### Current Data

|  |        |
|--|--------|
| 2010 Population Census                   | 33,506 |
| 2019 Population                          | 40,397 |
| 2019 MSW Generated (Tons/yr)             | 38,019 |
| 2019 MSW generation rate (Lb/person/day) | 3.96   |
| 2019 MSW Disposed (Tons/yr)              | 29,194 |
| 2019 MSW Diverted (Tons/yr)              | 8,825  |



### Population Projection

| 2019   | 2020   | 2021   | 2022   | 2023   | 2024   | 2025   | 2026   | 2027   | 2028   | 2029   |
|--------|--------|--------|--------|--------|--------|--------|--------|--------|--------|--------|
| 40,397 | 41,246 | 42,112 | 42,996 | 43,899 | 44,821 | 45,762 | 46,723 | 47,705 | 48,706 | 49,729 |

|                                      |       |
|--------------------------------------|-------|
| Annual rate of population growth (%) | 2.10% |
|--------------------------------------|-------|

### Forecasting future conditions... What do you expect to happen to the MSW generation rate over the next 10 year period plan?

- ☐ MSW generation rate does not change. Consequently, MSW generation fluctuates with the population of the planning unit, if the population increases, waste generation will rise as well, and vice versa.
- ☐ MSW generation amount remains the same, regardless of whether or not the planning unit's population fluctuates.
- ☒ As a result of successfully implementing the Local Solid Waste Management Plan, MSW generation will be reduced by an annual factor of ...

Reduction Factor (per year)

0.5%

### MSW Generation Projection

| 2019   | 2020   | 2021   | 2022   | 2023   | 2024   | 2025   | 2026   | 2027   | 2028   | 2029   |                 |
|--------|--------|--------|--------|--------|--------|--------|--------|--------|--------|--------|-----------------|
| 5.15   | 5.12   | 5.10   | 5.07   | 5.05   | 5.02   | 5.00   | 4.97   | 4.95   | 4.92   | 4.90   | (Lb/person/day) |
| 37,953 | 38,557 | 39,170 | 39,792 | 40,425 | 41,067 | 41,720 | 42,383 | 43,057 | 43,741 | 44,436 | Tons/yr         |

|                                     |      |
|-------------------------------------|------|
| MSW generation rate (Lb/person/day) | 5.15 |
|-------------------------------------|------|

## Step 5. Municipal Solid Waste (MSW) Detailed Composition Analysis

On this tab, the composition of the municipal waste stream will be estimated based on the amount of material generated in the planning unit and the state average of the different waste materials. A pie chart will be generated to clearly show the composition of the waste stream and to identify key categories of the waste stream for the planning unit.

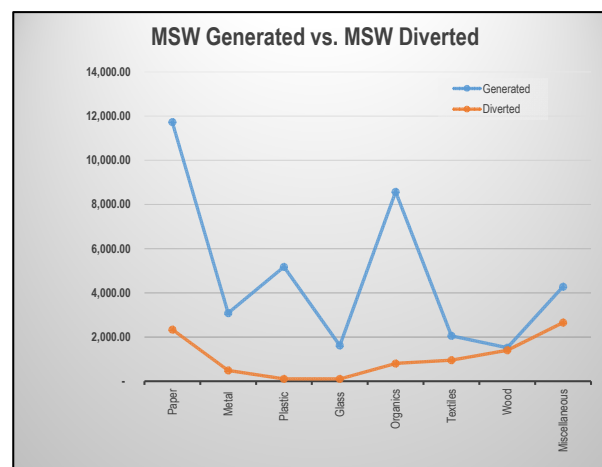
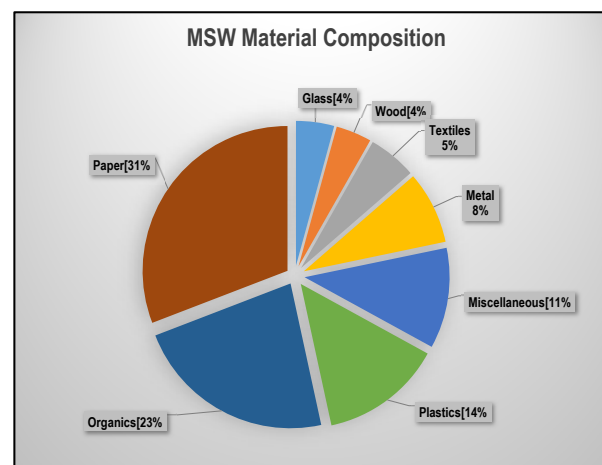
The total tons of MSW diverted per year will be auto populated based on previous data inputs, while the amount tons diverted for each material by category should be populated by the user. **Purple cells** should be used for amounts of diverted waste by type of material, and a totaled number by category (e.g. paper, metal) should be put in **the green cells.** After inputting the data, a graphic will be generated to show the MSW generation and diversion streams in Tons.

Make sure that the total amounts at the bottom of the page are consistent with the data you already put into the calculator. If the cell is highlighted in **red,** you should revise the amounts of diverted waste by category.

Town of Riverhead

2020-2029

|               |  | 2019                          |                      |                     |
|---------------|--|-------------------------------|----------------------|---------------------|
|               |  | MSW Materials Composition (%) | MSW Generated (Tons) | MSW Diverted (Tons) |
| Paper         | Material   | 100.0%                        | 38,019               | 8,824.92            |
|               | Newspaper  | 3.6%                          | 1,386                | 940.00              |
|               | Corrugated Cardboard   | 9.8%                          | 3,742                | 837.00              |
|               | Other Recyclable Paper (Total)                                     | 10.9%                         | 4,137                | 140.60              |
|               | Other Compostable Paper  | 6.5%                          | 2,464                | 420.00              |
| Total Paper   |  | 30.9%                         | 11,729               | 2,337.60            |
| Metal         | Ferrous/Aluminum Containers (Total)                                | 1.6%                          | 597                  | 200.00              |
|               | Other Ferrous Metals   | 5.3%                          | 2,032                | 200.00              |
|               | Other Non-Ferrous Metals (Total)                                   | 1.2%                          | 453                  | 86.00               |
|               | Total Metals   | 8.1%                          | 3,082                | 486.00              |
| Plastic       | PET Containers   | 0.9%                          | 334                  | 10.00               |
|               | HDPE Containers  | 0.8%                          | 314                  | 10.00               |
|               | Other Plastic (3-7) Containers                                     | 0.2%                          | 73                   | 10.00               |
|               | Film Plastic   | 5.7%                          | 2,154                | 10.00               |
|               | Other Plastic (Total)  | 6.1%                          | 2,302                | 60.00               |
|               | Total Plastics   | 13.6%                         | 5,177                | 100.00              |
| Glass         | Glass Bottles, Jars and Containers                                 | 3.9%                          | 1,475                | 50.00               |
|               | Other Glass (Flat glass, dishware, light bulbs, etc.)              | 0.4%                          | 140                  | 50.47               |
|               | Total Glass  | 4.2%                          | 1,614                | 100.47              |
| Organics      | Food Scraps  | 13.8%                         | 5,264                | 418.00              |
|               | Leaves and Grass / Pruning and Trimmings                           | 8.7%                          | 3,308                | 382.85              |
|               | Total Organics   | 22.5%                         | 8,572                | 800.85              |
| Textiles      | Clothing Footwear, Towels, Sheets                                  | 3.9%                          | 1,473                | 500.00              |
|               | Carpet   | 1.5%                          | 579                  | 450.00              |
|               | Total Textiles   | 5.4%                          | 2,052                | 950.00              |
| Wood          | Total Wood (Pallets, crates, adulterated and non-adulterated wood) | 4.0%                          | 1,514                | 1,400.00            |
| Miscellaneous | DIY Construction & Renovation Materials                            | 4.2%                          | 1,601                | 1,200.00            |
|               | Diapers  | 1.7%                          | 634                  | 400.00              |
|               | Electronics  | 1.6%                          | 602                  | 300.00              |
|               | Tires  | 1.6%                          | 613                  | 300.00              |
|               | HHW  | 0.3%                          | 127                  | 100.00              |
|               | Soils and Fines  | 0.2%                          | 90                   | 50.00               |
|               | Other Composite Materials - Durable and/or inert                   | 1.6%                          | 611                  | 300.00              |
|               | Total Miscellaneous  | 11.3%                         | 4,278                | 2,650.00            |
| Total         |  | 100.0%                        | 38,019               | 8,824.92            |



## Step 4. Municipal Solid Waste (MSW) Detailed Composition Analysis

The next step is to Identify the Materials Composition of the Waste Stream based on population density, and demographic characteristics of the Planning Unit.

This tab will provide the PU with a more detailed estimate of the materials present in the waste stream, which could be crucial when prioritizing the initiatives and programs of the LSWMP.

The population density distribution has been calculated based on the 2010 Census data and will be auto populated when a planning unit is selected. The following parameters were used:

- Rural: <325 persons/mi<sup>2</sup>
- Suburban: >325 and <5,000 persons/mi<sup>2</sup>
- Urban: >5,000 persons/mi<sup>2</sup>

Under **Density Population Distribution**, the user has the option to modify the percentage values for the **Sector** (*Residential and Commercial/Institutional*) based on land use and specific characteristics of each planning unit. For example: A rural population in Westchester County could be 64% Residential and 36% Commercial / Institutional, while in Wyoming County might be 50% Residential and 50% Commercial / Institutional.

The results are presented on the last right column under **MSW Materials Composition**. Be aware of color changes on the cells, whenever a category represents over 15% of the total waste generation, the cell will turn **red** to easily identify key categories of the waste stream. It will also facilitate the selection of initiatives, programs, and infrastructure for the solid waste management system.

**Note:** If no data exists, use the pre-populated information in the worksheet.

### Town of Riverhead

2020-2029

| Density Population Distribution                                       |   | Rural                     |            |          | Suburban    |            |          | Urban       |            |          | MSW Materials Composition (%) |        |
|---|---|---------------------------|------------|----------|-------------|------------|----------|-------------|------------|----------|-------------------------------|--------|
|   |   | 19.99%                    |            |          | 80.01%      |            |          | 0.00%       |            |          |                               |        |
|   |   | Residential               | Comm/Inst. | Combined | Residential | Comm/Inst. | Combined | Residential | Comm/Inst. | Combined |                               |        |
|   |   | 58.00%                    | 42.00%     | 100.00%  | 55.00%      | 45.00%     | 100.00%  | 58.00%      | 42.00%     | 100.00%  |                               |        |
| Material  | Newspaper   | 5.20%                     | 1.90%      | 3.81%    | 5.00%       | 1.90%      | 3.61%    | 6.60%       | 2.00%      | 4.67%    | 3.65%                         |        |
|   | Corrugated Cardboard                                  | 6.60%                     | 13.90%     | 9.67%    | 6.60%       | 13.90%     | 9.89%    | 6.90%       | 13.70%     | 9.76%    | 9.84%                         |        |
|   | Other Recyclable Paper                                | Paperboard                | 3.20%      | 1.10%    | 2.32%       | 3.30%      | 1.00%    | 2.27%       | 3.60%      | 0.90%    | 2.47%                         | 2.28%  |
|   |   | Office Paper              | 0.80%      | 3.80%    | 2.06%       | 0.90%      | 4.20%    | 2.39%       | 1.10%      | 5.80%    | 3.07%                         | 2.32%  |
|   |   | Junk Mail                 | 3.00%      | 0.70%    | 2.03%       | 3.20%      | 0.70%    | 2.08%       | 3.50%      | 0.70%    | 2.32%                         | 2.07%  |
|   |   | Other Commercial Printing | 1.70%      | 2.30%    | 1.95%       | 1.70%      | 2.40%    | 2.02%       | 2.30%      | 2.60%    | 2.43%                         | 2.00%  |
|   |   | Magazines                 | 1.10%      | 0.90%    | 1.02%       | 1.00%      | 0.80%    | 0.91%       | 1.10%      | 1.00%    | 1.06%                         | 0.93%  |
|   |   | Books                     | 0.50%      | 0.30%    | 0.42%       | 0.50%      | 0.30%    | 0.41%       | 0.60%      | 0.40%    | 0.52%                         | 0.41%  |
|   |   | Paper Bags                | 0.50%      | 0.20%    | 0.37%       | 0.50%      | 0.20%    | 0.37%       | 0.60%      | 0.20%    | 0.43%                         | 0.37%  |
|   |   | Phone Books               | 0.30%      | 0.30%    | 0.30%       | 0.30%      | 0.30%    | 0.30%       | 0.30%      | 0.20%    | 0.26%                         | 0.30%  |
|   |   | Poly-Coated               | 0.20%      | 0.30%    | 0.24%       | 0.20%      | 0.20%    | 0.20%       | 0.30%      | 0.20%    | 0.26%                         | 0.21%  |
|   | Other Recyclable Paper (Total)                        | 11.30%                    | 9.90%      | 10.71%   | 11.60%      | 10.10%     | 10.93%   | 13.40%      | 12.00%     | 12.81%   | 10.88%                        |        |
|   | Other Compostable Paper                               | 6.80%                     | 6.80%      | 6.80%    | 6.40%       | 6.40%      | 6.40%    | 6.80%       | 6.80%      | 6.80%    | 6.48%                         |        |
|   | Total Paper   |                           | 29.90%     | 32.50%   | 30.99%      | 29.60%     | 32.30%   | 30.82%      | 33.70%     | 34.50%   | 34.04%                        | 30.85% |
|   | Ferrous/Aluminum Containers                           | Ferrous Containers        | 1.90%      | 1.00%    | 1.52%       | 1.20%      | 0.70%    | 0.98%       | 1.40%      | 0.70%    | 1.11%                         | 1.08%  |
|   |   | Aluminum Containers       | 0.70%      | 0.40%    | 0.57%       | 0.60%      | 0.30%    | 0.47%       | 0.50%      | 0.40%    | 0.46%                         | 0.49%  |
|   | Ferrous/Aluminum Containers (Total)                   | 2.60%                     | 1.40%      | 2.10%    | 1.80%       | 1.00%      | 1.44%    | 1.90%       | 1.10%      | 1.56%    | 1.57%                         |        |
|   | Other Ferrous Metals                                  | 5.20%                     | 5.40%      | 5.28%    | 5.00%       | 5.80%      | 5.36%    | 3.30%       | 3.70%      | 3.47%    | 5.34%                         |        |
|   | Other Non-Ferrous Metals                              | Other aluminum            | 0.20%      | 0.30%    | 0.24%       | 0.20%      | 0.30%    | 0.25%       | 0.20%      | 0.30%    | 0.24%                         | 0.24%  |
|   |   | Automotive batteries      | 0.80%      | 0.50%    | 0.67%       | 0.70%      | 0.40%    | 0.57%       | 0.20%      | 0.20%    | 0.20%                         | 0.59%  |
|   |   | Other non-aluminum        | 0.50%      | 0.30%    | 0.42%       | 0.30%      | 0.40%    | 0.35%       | 0.40%      | 0.20%    | 0.32%                         | 0.36%  |
|   | Other Non-Ferrous Metals (Total)                      | 1.50%                     | 1.10%      | 1.33%    | 1.20%       | 1.10%      | 1.16%    | 0.80%       | 0.70%      | 0.76%    | 1.19%                         |        |
|   | Total Metals  |                           | 9.30%      | 7.90%    | 8.71%       | 8.00%      | 7.90%    | 7.96%       | 6.00%      | 5.50%    | 5.79%                         | 8.11%  |
|   | PET Containers  | 1.10%                     | 0.80%      | 0.97%    | 0.90%       | 0.80%      | 0.86%    | 1.20%       | 1.00%      | 1.12%    | 0.88%                         |        |
|   | HDPE Containers                                       | 1.10%                     | 0.60%      | 0.89%    | 0.90%       | 0.70%      | 0.81%    | 1.00%       | 0.70%      | 0.87%    | 0.83%                         |        |
|   | Other Plastic (3-7) Containers                        | 0.20%                     | 0.10%      | 0.16%    | 0.20%       | 0.20%      | 0.20%    | 0.20%       | 0.20%      | 0.20%    | 0.19%                         |        |
|   | Film Plastic  | 5.70%                     | 5.90%      | 5.78%    | 5.50%       | 5.80%      | 5.64%    | 5.80%       | 5.80%      | 5.80%    | 5.66%                         |        |
|   | Other Plastic   | Durables                  | 3.10%      | 3.20%    | 3.14%       | 3.00%      | 3.20%    | 3.09%       | 3.20%      | 3.30%    | 3.24%                         | 3.10%  |
|   |   | Non-Durables              | 1.60%      | 1.80%    | 1.68%       | 1.60%      | 1.80%    | 1.69%       | 1.80%      | 1.90%    | 1.84%                         | 1.69%  |
|   |   | Packaging                 | 1.40%      | 1.10%    | 1.27%       | 1.40%      | 1.10%    | 1.27%       | 1.50%      | 1.10%    | 1.33%                         | 1.27%  |
|   | Other Plastic (Total)                                 | 6.10%                     | 6.10%      | 6.10%    | 6.00%       | 6.10%      | 6.05%    | 6.50%       | 6.30%      | 6.42%    | 6.06%                         |        |
|   | Total Plastics  |                           | 14.20%     | 13.50%   | 13.91%      | 13.50%     | 13.60%   | 13.55%      | 14.70%     | 14.00%   | 14.41%                        | 13.62% |
|   | Glass Bottles, Jars and Containers                    | 4.10%                     | 3.80%      | 3.97%    | 3.90%       | 3.80%      | 3.86%    | 4.30%       | 3.80%      | 4.09%    | 3.88%                         |        |
|   | Other Glass (Flat glass, dishware, light bulbs, etc.) | 0.50%                     | 0.40%      | 0.46%    | 0.30%       | 0.40%      | 0.35%    | 0.40%       | 0.40%      | 0.40%    | 0.37%                         |        |
|   | Total Glass   |                           | 4.60%      | 4.20%    | 4.43%       | 4.20%      | 4.20%    | 4.20%       | 4.70%      | 4.20%    | 4.49%                         | 4.25%  |
|   | Food Scraps   | 12.70%                    | 13.30%     | 12.95%   | 12.90%      | 15.50%     | 14.07%   | 17.20%      | 25.20%     | 20.56%   | 13.85%                        |        |
|   | Leaves and Grass / Pruning and Trimmings              | 3.10%                     | 1.10%      | 2.26%    | 11.30%      | 9.10%      | 10.31%   | 4.20%       | 1.50%      | 3.07%    | 8.70%                         |        |
|   | Total Organics  |                           | 15.80%     | 14.40%   | 15.21%      | 24.20%     | 24.60%   | 24.38%      | 21.40%     | 26.70%   | 23.63%                        | 22.55% |
|   | Clothing Footwear, Towels, Sheets                     | 4.60%                     | 3.00%      | 3.93%    | 4.40%       | 3.20%      | 3.86%    | 4.80%       | 2.50%      | 3.83%    | 3.87%                         |        |
|   | Carpet  | 1.40%                     | 1.30%      | 1.36%    | 1.70%       | 1.40%      | 1.57%    | 1.70%       | 0.90%      | 1.36%    | 1.52%                         |        |
| Total Textiles  |   | 6.00%                     | 4.30%      | 5.29%    | 6.10%       | 4.60%      | 5.43%    | 6.50%       | 3.40%      | 5.20%    | 5.40%                         |        |
| Total Wood<br>(Pallets, crates, adulterated and non-adulterated wood) |   | 4.10%                     | 9.00%      | 6.16%    | 2.90%       | 4.10%      | 3.44%    | 2.00%       | 3.50%      | 2.63%    | 3.98%                         |        |
| DIY - Construction & Renovation Materials                             | 8.00%   | 7.60%                     | 7.83%      | 3.80%    | 2.70%       | 3.31%      | 4.40%    | 3.80%       | 4.15%      | 4.21%    |                               |        |
| Diapers   | 1.90%   | 1.10%                     | 1.56%      | 2.10%    | 1.20%       | 1.70%      | 2.30%    | 1.10%       | 1.80%      | 1.67%    |                               |        |
| Electronics   | 1.30%   | 1.40%                     | 1.34%      | 1.60%    | 1.70%       | 1.65%      | 1.30%    | 1.30%       | 1.30%      | 1.58%    |                               |        |
| Tires   | 1.80%   | 1.80%                     | 1.80%      | 1.70%    | 1.40%       | 1.57%      | 0.50%    | 0.40%       | 0.46%      | 1.61%    |                               |        |
| HHW   | 0.60%   | 0.00%                     | 0.35%      | 0.60%    | 0.00%       | 0.33%      | 0.50%    | 0.00%       | 0.29%      | 0.33%    |                               |        |
| Soils and Fines   | 0.60%   | 0.60%                     | 0.60%      | 0.10%    | 0.20%       | 0.15%      | 0.10%    | 0.10%       | 0.10%      | 0.24%    |                               |        |
| Other Composite Materials - Durable and/or Inert                      | 1.90%   | 1.70%                     | 1.82%      | 1.60%    | 1.50%       | 1.56%      | 1.90%    | 1.50%       | 1.73%      | 1.61%    |                               |        |
| Total Miscellaneous   |   | 16.10%                    | 14.20%     | 15.30%   | 11.50%      | 8.70%      | 10.24%   | 11.00%      | 8.20%      | 9.82%    | 11.25%                        |        |
| Total   |   | 100.00%                   | 100.00%    | 100.00%  | 100.00%     | 100.00%    | 100.00%  | 100.00%     | 100.00%    | 100.00%  | 100.00%                       |        |

## Step 6. Municipal Solid Waste (MSW) Diversion Projections

This tab will be used to create goals for the amount of material the planning unit will divert for each year of the planning period. These goals will be entered as percentages, based on how much of the material generated will be diverted for recycling or beneficial use.

The diversion goal percentages will be entered in the **purple cells** for each material and each year of the planning period.

| Town of Riverhead                  |  |       |        |       |                               |                      |                     |                |                |                |                |                | 2020-2029      |                |                |                |                |                |
|------------------------------------|--|-------|--------|-------|-------------------------------|----------------------|---------------------|----------------|----------------|----------------|----------------|----------------|----------------|----------------|----------------|----------------|----------------|----------------|
| Year                               |  |       |        |       | 2020                          | 2021                 | 2022                | 2023           | 2024           | 2025           | 2026           | 2027           | 2028           | 2029           |                |                |                |                |
| Projected MSW Generation (Tons/yr) |  |       |        |       | 37,953                        | 38,557               | 39,170              | 39,792         | 40,425         | 41,067         | 41,720         | 42,383         | 43,057         | 43,741         |                |                |                |                |
| MSW Diverted (Tons/yr)             |  |       |        |       | 9,779                         | 10,323               | 10,881              | 11,471         | 12,095         | 12,754         | 13,452         | 14,190         | 14,970         | 15,800         |                |                |                |                |
|                                    |  |       |        |       | 2019                          |                      |                     |                | 2020           | 2021           | 2022           | 2023           | 2024           | 2025           | 2026           | 2027           | 2028           | 2029           |
|                                    |  |       |        |       | MSW Materials Composition (%) | MSW Generated (Tons) | MSW Diverted (Tons) | % MSW Diverted | % MSW Diverted | % MSW Diverted | % MSW Diverted | % MSW Diverted | % MSW Diverted | % MSW Diverted | % MSW Diverted | % MSW Diverted | % MSW Diverted | % MSW Diverted |
| Material                           |  |       |        |       | 100.0%                        | 38,019               | 8,825               | 23.2%          | 25.8%          | 26.8%          | 27.8%          | 28.8%          | 29.9%          | 31.1%          | 32.2%          | 33.5%          | 34.8%          | 36.1%          |
| Paper                              | Newspaper  | 3.6%  | 1,386  | 940   | 67.8%                         | 14.9%                | 15.7%               | 16.4%          | 17.3%          | 18.1%          | 19.0%          | 20.0%          | 21.0%          | 22.0%          | 23.1%          |                |                |                |
|                                    | Corrugated Cardboard   | 9.8%  | 3,742  | 837   | 22.4%                         | 12.3%                | 12.9%               | 13.5%          | 14.2%          | 14.9%          | 15.7%          | 16.5%          | 17.3%          | 18.2%          | 19.1%          |                |                |                |
|                                    | Other Recyclable Paper (Total)                                     | 10.9% | 4,137  | 141   | 3.4%                          | 3.5%                 | 3.6%                | 3.8%           | 4.0%           | 4.2%           | 4.4%           | 4.6%           | 4.9%           | 5.1%           | 5.4%           |                |                |                |
|                                    | Other Compostable Paper  | 6.5%  | 2,464  | 420   | 17.0%                         | 8.6%                 | 9.0%                | 9.5%           | 10.0%          | 10.5%          | 11.0%          | 11.5%          | 12.1%          | 12.7%          | 13.4%          |                |                |                |
|                                    | Total Paper  | 30.9% | 11,729 | 2,338 | 19.9%                         | 8.7%                 | 9.1%                | 9.6%           | 10.1%          | 10.6%          | 11.1%          | 11.7%          | 12.3%          | 12.9%          | 13.5%          |                |                |                |
| Metal                              | Ferrous/Aluminum Containers (Total)                                | 1.6%  | 597    | 200   | 33.5%                         | 34.5%                | 36.3%               | 38.1%          | 40.0%          | 42.0%          | 44.1%          | 46.3%          | 48.6%          | 51.0%          | 53.6%          |                |                |                |
|                                    | Other Ferrous Metals   | 5.3%  | 2,032  | 200   | 9.8%                          | 10.2%                | 10.7%               | 11.2%          | 11.8%          | 12.4%          | 13.0%          | 13.6%          | 14.3%          | 15.0%          | 15.8%          |                |                |                |
|                                    | Other Non-Ferrous Metals (Total)                                   | 1.2%  | 453    | 86    | 19.0%                         | 19.6%                | 20.6%               | 21.6%          | 22.7%          | 23.9%          | 25.1%          | 26.3%          | 27.6%          | 29.0%          | 30.5%          |                |                |                |
|                                    | Total Metals   | 8.1%  | 3,082  | 486   | 15.8%                         | 16.3%                | 17.1%               | 18.0%          | 18.9%          | 19.8%          | 20.8%          | 21.8%          | 22.9%          | 24.1%          | 25.3%          |                |                |                |
| Plastic                            | PET Containers   | 0.9%  | 334    | 10    | 3.0%                          | 3.0%                 | 3.2%                | 3.4%           | 3.5%           | 3.7%           | 3.9%           | 4.1%           | 4.3%           | 4.5%           | 4.7%           |                |                |                |
|                                    | HDPE Containers  | 0.8%  | 314    | 10    | 3.2%                          | 3.3%                 | 3.4%                | 3.6%           | 3.8%           | 4.0%           | 4.2%           | 4.4%           | 4.6%           | 4.8%           | 5.0%           |                |                |                |
|                                    | Other Plastic (3-7) Containers                                     | 0.2%  | 73     | 10    | 13.7%                         | 14.2%                | 14.9%               | 15.6%          | 16.4%          | 17.2%          | 18.1%          | 19.0%          | 19.9%          | 20.9%          | 22.0%          |                |                |                |
|                                    | Film Plastic   | 5.7%  | 2,154  | 10    | 0.5%                          | 0.5%                 | 0.6%                | 0.6%           | 0.6%           | 0.6%           | 0.7%           | 0.7%           | 0.7%           | 0.8%           | 0.8%           |                |                |                |
|                                    | Other Plastic (Total)  | 6.1%  | 2,302  | 60    | 2.6%                          | 2.7%                 | 2.9%                | 3.0%           | 3.2%           | 3.3%           | 3.5%           | 3.7%           | 3.8%           | 4.0%           | 4.2%           |                |                |                |
|                                    | Total Plastics   | 13.6% | 5,177  | 100   | 1.9%                          | 2.0%                 | 2.1%                | 2.2%           | 2.3%           | 2.5%           | 2.6%           | 2.7%           | 2.9%           | 3.0%           | 3.1%           |                |                |                |
| Glass                              | Glass Bottles, Jars and Containers                                 | 3.9%  | 1,475  | 50    | 3.4%                          | 3.5%                 | 3.6%                | 3.8%           | 4.0%           | 4.2%           | 4.4%           | 4.6%           | 4.9%           | 5.1%           | 5.4%           |                |                |                |
|                                    | Other Glass (Flat glass, dishware, light bulbs, etc.)              | 0.4%  | 140    | 50    | 36.1%                         | 37.3%                | 39.1%               | 41.1%          | 43.2%          | 45.3%          | 47.6%          | 50.0%          | 52.4%          | 55.1%          | 57.8%          |                |                |                |
|                                    | Total Glass  | 4.2%  | 1,614  | 100   | 6.2%                          | 6.4%                 | 6.7%                | 7.0%           | 7.4%           | 7.8%           | 8.2%           | 8.6%           | 9.0%           | 9.4%           | 9.9%           |                |                |                |
|                                    |  |       |        |       |                               |                      |                     |                |                |                |                |                |                |                |                |                |                |                |
| Organic                            | Food Scraps  | 13.8% | 5,264  | 418   | 7.9%                          | 78.4%                | 80.4%               | 82.4%          | 84.5%          | 86.6%          | 88.7%          | 91.0%          | 93.2%          | 95.6%          | 98.0%          |                |                |                |
|                                    | Leaves and Grass / Pruning and Trimmings                           | 8.7%  | 3,308  | 383   | 11.6%                         | 11.4%                | 12.0%               | 12.6%          | 13.2%          | 13.9%          | 14.6%          | 15.3%          | 16.1%          | 16.9%          | 17.8%          |                |                |                |
|                                    | Total Organics   | 22.5% | 8,572  | 801   | 9.3%                          | 52.6%                | 54.0%               | 55.5%          | 57.0%          | 58.5%          | 60.1%          | 61.8%          | 63.5%          | 65.2%          | 67.0%          |                |                |                |
| Textiles                           | Clothing Footwear, Towels, Sheets                                  | 3.9%  | 1,473  | 500   | 34.0%                         | 40.6%                | 42.7%               | 44.8%          | 47.0%          | 49.4%          | 51.9%          | 54.5%          | 57.2%          | 60.0%          | 63.0%          |                |                |                |
|                                    | Carpet   | 1.5%  | 579    | 450   | 77.7%                         | 46.8%                | 49.2%               | 51.6%          | 54.2%          | 56.9%          | 59.8%          | 62.8%          | 65.9%          | 69.2%          | 72.6%          |                |                |                |
|                                    | Total Textiles   | 5.4%  | 2,052  | 950   | 46.3%                         | 42.4%                | 44.5%               | 46.7%          | 49.1%          | 51.5%          | 54.1%          | 56.8%          | 59.6%          | 62.6%          | 65.8%          |                |                |                |
| Wood                               | Total Wood (Pallets, crates, adulterated and non-adulterated wood) | 4.0%  | 1,514  | 1,400 | 92.4%                         | 34.1%                | 35.8%               | 36.5%          | 37.3%          | 38.0%          | 38.8%          | 39.6%          | 40.4%          | 41.2%          | 43.2%          |                |                |                |
| Miscellaneous                      | DIY Construction & Renovation Materials                            | 4.2%  | 1,601  | 1,200 | 75.0%                         | 64.6%                | 67.8%               | 71.2%          | 74.8%          | 78.5%          | 82.4%          | 86.5%          | 90.9%          | 95.4%          | 99.2%          |                |                |                |
|                                    | Diapers  | 1.7%  | 634    | 400   | 63.0%                         | 32.6%                | 34.2%               | 35.9%          | 37.7%          | 39.6%          | 41.5%          | 43.6%          | 45.8%          | 48.1%          | 50.5%          |                |                |                |
|                                    | Electronics  | 1.6%  | 602    | 300   | 49.8%                         | 34.3%                | 36.1%               | 37.9%          | 39.7%          | 41.7%          | 43.8%          | 46.0%          | 48.3%          | 50.7%          | 53.3%          |                |                |                |
|                                    | Tires  | 1.6%  | 613    | 300   | 49.0%                         | 33.7%                | 35.4%               | 37.2%          | 39.0%          | 41.0%          | 43.0%          | 45.2%          | 47.4%          | 49.8%          | 52.3%          |                |                |                |
|                                    | HHW  | 0.3%  | 127    | 100   | 78.8%                         | 40.7%                | 42.8%               | 44.9%          | 47.2%          | 49.5%          | 52.0%          | 54.6%          | 57.3%          | 60.2%          | 63.2%          |                |                |                |
|                                    | Soils and Fines  | 0.2%  | 90     | 50    | 55.7%                         | 57.5%                | 60.4%               | 63.4%          | 66.6%          | 69.9%          | 73.4%          | 77.1%          | 81.0%          | 85.0%          | 89.3%          |                |                |                |
|                                    | Other Composite Materials - Durable and/or inert                   | 1.6%  | 611    | 300   | 49.1%                         | 67.6%                | 70.3%               | 73.1%          | 76.1%          | 79.1%          | 82.3%          | 85.6%          | 89.0%          | 92.5%          | 96.2%          |                |                |                |
|                                    | Total Miscellaneous  | 11.3% | 4,278  | 2,650 | 61.9%                         | 50.7%                | 53.2%               | 55.7%          | 58.4%          | 61.2%          | 64.2%          | 67.3%          | 70.5%          | 73.9%          | 77.1%          |                |                |                |

## Step 7. Municipal Solid Waste (MSW) Generation and Diversion - Detailed Projections

The final result of the Population and Municipal Compositon Calculator is presented on the last tab. This tab contains data for the current year regarding waste generated and waste diverted from disposal. This tab also shows the projected waste diversion percentages, and the amount of waste in tons these percentages will divert for recycling. Total amounts of waste diverted will be calculated for each material and each year of the planning period.

### Town of Riverhead

2020-2029

|   |                                     | 2019                               |                      |                | 2020                 |                |                | 2021                 |                |                | 2022                 |                |                | 2023                 |                |                | 2024                 |                |                | 2025                 |                |                | 2026                 |                |                | 2027                 |                |                | 2028                 |                |                | 2029  |        |        |       |
|---|-------------------------------------|------------------------------------|----------------------|----------------|----------------------|----------------|----------------|----------------------|----------------|----------------|----------------------|----------------|----------------|----------------------|----------------|----------------|----------------------|----------------|----------------|----------------------|----------------|----------------|----------------------|----------------|----------------|----------------------|----------------|----------------|----------------------|----------------|----------------|-------|--------|--------|-------|
|   |                                     | MSW Materials Composition (%)      | MSW Generated (Tons) | % MSW Diverted | MSW generated (Tons) | % MSW Diverted | % MSW Diverted | MSW generated (Tons) | % MSW Diverted | % MSW Diverted | MSW generated (Tons) | % MSW Diverted | % MSW Diverted | MSW generated (Tons) | % MSW Diverted | % MSW Diverted | MSW generated (Tons) | % MSW Diverted | % MSW Diverted | MSW generated (Tons) | % MSW Diverted | % MSW Diverted | MSW generated (Tons) | % MSW Diverted | % MSW Diverted | MSW generated (Tons) | % MSW Diverted | % MSW Diverted | MSW generated (Tons) | % MSW Diverted | % MSW Diverted |       |        |        |       |
| Paper   | Material                            | 100.00%                            | 38,019               | 8,825          | 23.2%                | 37,953         | 9,779          | 25.8%                | 38,557         | 10,323         | 27%                  | 39,170         | 10,881         | 27.8%                | 39,792         | 11,471         | 28.8%                | 40,425         | 12,413         | 30.7%                | 41,067         | 12,754         | 31.1%                | 41,720         | 13,452         | 32.2%                | 42,383         | 14,190         | 33.5%                | 43,057         | 14,970         | 34.8% | 43,741 | 15,800 | 36.1% |
|   | Newspaper                           | 3.65%                              | 1,386                | 940            | 67.8%                | 1,384          | 206            | 14.9%                | 1,406          | 220            | 16%                  | 1,428          | 235            | 16.4%                | 1,451          | 250            | 17.3%                | 1,474          | 267            | 18.1%                | 1,498          | 285            | 19.0%                | 1,521          | 304            | 20.0%                | 1,546          | 324            | 21.0%                | 1,570          | 346            | 22.0% | 1,595  | 369    | 23.1% |
|   | Corrugated Cardboard                | 9.84%                              | 3,742                | 837            | 22.4%                | 3,735          | 459            | 12.3%                | 3,794          | 489            | 13%                  | 3,855          | 522            | 13.5%                | 3,916          | 557            | 14.2%                | 3,978          | 594            | 14.9%                | 4,042          | 634            | 15.7%                | 4,106          | 676            | 16.5%                | 4,171          | 721            | 17.3%                | 4,237          | 769            | 18.2% | 4,305  | 820    | 19.1% |
|   | Paperboard                          | 2.28%                              | 865                  | 0              | 0.0%                 | 864            | 0              | 0.0%                 | 877            | 0              | 0%                   | 891            | 0              | 0.0%                 | 906            | 0              | 0.0%                 | 920            | 0              | 0.0%                 | 935            | 0              | 0.0%                 | 949            | 0              | 0.0%                 | 964            | 0              | 0.0%                 | 980            | 0              | 0.0%  | 995    | 0      | 0.0%  |
|   | Office Paper                        | 2.12%                              | 882                  | 0              | 0.0%                 | 881            | 0              | 0.0%                 | 895            | 0              | 0%                   | 909            | 0              | 0.0%                 | 923            | 0              | 0.0%                 | 938            | 0              | 0.0%                 | 953            | 0              | 0.0%                 | 968            | 0              | 0.0%                 | 983            | 0              | 0.0%                 | 999            | 0              | 0.0%  | 1,015  | 0      | 0.0%  |
|   | Junk Mail                           | 2.97%                              | 786                  | 0              | 0.0%                 | 784            | 0              | 0.0%                 | 797            | 0              | 0%                   | 810            | 0              | 0.0%                 | 822            | 0              | 0.0%                 | 835            | 0              | 0.0%                 | 849            | 0              | 0.0%                 | 862            | 0              | 0.0%                 | 876            | 0              | 0.0%                 | 890            | 0              | 0.0%  | 904    | 0      | 0.0%  |
|   | Other Commercial Printing           | 2.06%                              | 761                  | 0              | 0.0%                 | 760            | 0              | 0.0%                 | 772            | 0              | 0%                   | 784            | 0              | 0.0%                 | 797            | 0              | 0.0%                 | 809            | 0              | 0.0%                 | 822            | 0              | 0.0%                 | 835            | 0              | 0.0%                 | 849            | 0              | 0.0%                 | 862            | 0              | 0.0%  | 876    | 0      | 0.0%  |
|   | Magazines                           | 0.83%                              | 354                  | 0              | 0.0%                 | 353            | 0              | 0.0%                 | 359            | 0              | 0%                   | 365            | 0              | 0.0%                 | 371            | 0              | 0.0%                 | 376            | 0              | 0.0%                 | 382            | 0              | 0.0%                 | 388            | 0              | 0.0%                 | 395            | 0              | 0.0%                 | 401            | 0              | 0.0%  | 407    | 0      | 0.0%  |
|   | Books                               | 0.41%                              | 156                  | 0              | 0.0%                 | 156            | 0              | 0.0%                 | 159            | 0              | 0%                   | 161            | 0              | 0.0%                 | 164            | 0              | 0.0%                 | 166            | 0              | 0.0%                 | 169            | 0              | 0.0%                 | 172            | 0              | 0.0%                 | 174            | 0              | 0.0%                 | 177            | 0              | 0.0%  | 180    | 0      | 0.0%  |
|   | Paper Bags                          | 0.33%                              | 139                  | 0              | 0.0%                 | 139            | 0              | 0.0%                 | 141            | 0              | 0%                   | 144            | 0              | 0.0%                 | 146            | 0              | 0.0%                 | 148            | 0              | 0.0%                 | 151            | 0              | 0.0%                 | 153            | 0              | 0.0%                 | 155            | 0              | 0.0%                 | 158            | 0              | 0.0%  | 160    | 0      | 0.0%  |
|   | Phone Books                         | 0.36%                              | 114                  | 0              | 0.0%                 | 114            | 0              | 0.0%                 | 116            | 0              | 0%                   | 118            | 0              | 0.0%                 | 119            | 0              | 0.0%                 | 121            | 0              | 0.0%                 | 123            | 0              | 0.0%                 | 125            | 0              | 0.0%                 | 127            | 0              | 0.0%                 | 129            | 0              | 0.0%  | 131    | 0      | 0.0%  |
| Poly-Coated   | 0.21%                               | 79                                 | 0                    | 0.0%           | 79                   | 0              | 0.0%           | 80                   | 0              | 0%             | 82                   | 0              | 0.0%           | 83                   | 0              | 0.0%           | 84                   | 0              | 0.0%           | 86                   | 0              | 0.0%           | 87                   | 0              | 0.0%           | 88                   | 0              | 0.0%           | 90                   | 0              | 0.0%           | 91    | 0      | 0.0%   |       |
| Metal   | Other Recyclable Paper (Total)      | 18.88%                             | 4,157                | 141            | 3.4%                 | 4,130          | 145            | 3.5%                 | 4,196          | 153            | 4%                   | 4,263          | 163            | 3.8%                 | 4,330          | 174            | 4.0%                 | 4,399          | 185            | 4.2%                 | 4,469          | 198            | 4.4%                 | 4,540          | 211            | 4.6%                 | 4,612          | 225            | 4.9%                 | 4,686          | 240            | 5.1%  | 4,760  | 256    | 5.3%  |
|   | Other Compostable Paper             | 6.46%                              | 2,464                | 400            | 17.0%                | 2,459          | 212            | 8.6%                 | 2,468          | 226            | 9%                   | 2,538          | 241            | 9.5%                 | 2,570          | 257            | 10.0%                | 2,619          | 274            | 10.5%                | 2,661          | 292            | 11.0%                | 2,703          | 310            | 11.5%                | 2,746          | 333            | 12.1%                | 2,790          | 355            | 12.7% | 2,834  | 379    | 13.4% |
|   | Total Paper                         | 38.95%                             | 11,729               | 2,338          | 20.2%                | 11,759         | 1,620          | 8.7%                 | 11,865         | 1,998          | 9%                   | 12,094         | 1,167          | 9.6%                 | 12,276         | 1,238          | 10.1%                | 12,471         | 1,321          | 10.6%                | 12,669         | 1,409          | 11.1%                | 12,871         | 1,503          | 11.7%                | 13,075         | 1,593          | 12.2%                | 13,283         | 1,710          | 12.9% | 13,494 | 1,824  | 13.5% |
|   | Ferrous/Aluminum Containers         | 1.08%                              | 412                  | 138            | 33.5%                | 412            | 98             | 23.8%                | 418            | 105            | 25%                  | 425            | 112            | 26.3%                | 431            | 119            | 27.6%                | 438            | 127            | 29.0%                | 445            | 136            | 30.4%                | 452            | 146            | 32.0%                | 460            | 154            | 33.0%                | 467            | 164            | 35.2% | 474    | 175    | 37.0% |
|   | Aluminum Containers                 | 0.49%                              | 185                  | 62             | 33.5%                | 185            | 20             | 10.7%                | 188            | 21             | 11%                  | 191            | 22             | 11.5%                | 194            | 24             | 12.4%                | 197            | 26             | 13.0%                | 200            | 27             | 13.3%                | 203            | 29             | 14.3%                | 206            | 31             | 15.1%                | 210            | 33             | 15.8% | 213    | 35     | 16.6% |
|   | Ferrous/Aluminum Containers (Total) | 1.57%                              | 597                  | 200            | 33.5%                | 596            | 206            | 34.5%                | 606            | 220            | 36%                  | 615            | 234            | 38.1%                | 625            | 250            | 40.0%                | 635            | 267            | 42.0%                | 645            | 284            | 44.1%                | 655            | 303            | 46.3%                | 666            | 324            | 48.6%                | 678            | 345            | 51.0% | 687    | 368    | 53.6% |
|   | Other Ferrous Metals                | 5.34%                              | 2,032                | 200            | 9.8%                 | 2,029          | 207            | 10.2%                | 2,061          | 220            | 11%                  | 2,094          | 235            | 11.2%                | 2,127          | 251            | 11.8%                | 2,161          | 267            | 12.4%                | 2,195          | 285            | 13.0%                | 2,230          | 304            | 13.6%                | 2,265          | 325            | 14.3%                | 2,301          | 346            | 15.0% | 2,338  | 369    | 15.8% |
|   | Other aluminum                      | 0.24%                              | 93                   | 0              | 0.0%                 | 93             | 0              | 0.0%                 | 94             | 0              | 0%                   | 96             | 0              | 0.0%                 | 97             | 0              | 0.0%                 | 99             | 0              | 0.0%                 | 100            | 0              | 0.0%                 | 102            | 0              | 0.0%                 | 104            | 0              | 0.0%                 | 105            | 0              | 0.0%  | 107    | 0      | 0.0%  |
|   | Automotive batteries                | 0.39%                              | 223                  | 0              | 0.0%                 | 223            | 0              | 0.0%                 | 226            | 0              | 0%                   | 230            | 0              | 0.0%                 | 233            | 0              | 0.0%                 | 237            | 0              | 0.0%                 | 241            | 0              | 0.0%                 | 245            | 0              | 0.0%                 | 249            | 0              | 0.0%                 | 253            | 0              | 0.0%  | 257    | 0      | 0.0%  |
|   | Other non-aluminum                  | 0.36%                              | 137                  | 0              | 0.0%                 | 136            | 0              | 0.0%                 | 138            | 0              | 0%                   | 141            | 0              | 0.0%                 | 143            | 0              | 0.0%                 | 145            | 0              | 0.0%                 | 148            | 0              | 0.0%                 | 150            | 0              | 0.0%                 | 152            | 0              | 0.0%                 | 155            | 0              | 0.0%  | 157    | 0      | 0.0%  |
|   | Other Non-Ferrous Metals (Total)    | 1.19%                              | 453                  | 86             | 19.0%                | 452            | 89             | 19.6%                | 459            | 95             | 21%                  | 466            | 101            | 21.6%                | 474            | 108            | 22.7%                | 481            | 115            | 23.9%                | 489            | 123            | 25.1%                | 497            | 131            | 26.3%                | 505            | 139            | 27.6%                | 513            | 149            | 29.0% | 521    | 159    | 30.5% |
| Plastic   | Total Metals                        | 8.11%                              | 3,082                | 486            | 15.8%                | 3,077          | 501            | 16.3%                | 3,126          | 535            | 17%                  | 3,175          | 570            | 18.0%                | 3,226          | 608            | 18.9%                | 3,277          | 640            | 19.8%                | 3,329          | 682            | 20.8%                | 3,382          | 728            | 21.8%                | 3,436          | 788            | 22.9%                | 3,490          | 840            | 24.1% | 3,546  | 896    | 25.3% |
|   | PET Containers                      | 0.88%                              | 334                  | 10             | 3.0%                 | 334            | 10             | 3.0%                 | 339            | 11             | 3%                   | 344            | 12             | 3.4%                 | 350            | 12             | 3.5%                 | 355            | 13             | 3.7%                 | 361            | 14             | 3.9%                 | 367            | 15             | 4.1%                 | 372            | 16             | 4.3%                 | 378            | 17             | 4.5%  | 384    | 18     | 4.7%  |
|   | HDPE Containers                     | 0.83%                              | 314                  | 10             | 3.2%                 | 313            | 10             | 3.3%                 | 318            | 11             | 3%                   | 324            | 12             | 3.6%                 | 329            | 12             | 3.8%                 | 334            | 13             | 4.0%                 | 339            | 14             | 4.2%                 | 345            | 15             | 4.4%                 | 350            | 16             | 4.6%                 | 356            | 17             | 4.8%  | 361    | 18     | 5.0%  |
|   | Other Plastic (3-7) Containers      | 0.19%                              | 73                   | 10             | 13.7%                | 72             | 10             | 14.2%                | 74             | 11             | 15%                  | 75             | 12             | 15.6%                | 76             | 13             | 16.4%                | 77             | 13             | 17.0%                | 79             | 14             | 18.1%                | 80             | 15             | 19.0%                | 81             | 16             | 19.8%                | 82             | 17             | 20.9% | 84     | 18     | 22.0% |
|   | Film Plastic                        | 5.48%                              | 2,154                | 0              | 0.0%                 | 2,146          | 11             | 0.5%                 | 2,164          | 12             | 0.6%                 | 2,184          | 13             | 0.6%                 | 2,204          | 14             | 0.6%                 | 2,224          | 15             | 0.7%                 | 2,245          | 16             | 0.7%                 | 2,266          | 17             | 0.7%                 | 2,287          | 18             | 0.8%                 | 2,308          | 19             | 0.8%  | 2,329  | 20     | 0.8%  |
|   | Other Plastic                       | 3.19%                              | 1,179                | 0              | 0.0%                 | 1,177          | 0              | 0.0%                 | 1,195          | 0              | 0%                   | 1,214          | 0              | 0.0%                 | 1,234          | 0              | 0.0%                 | 1,253          | 0              | 0.0%                 | 1,273          | 0              | 0.0%                 | 1,293          | 0              | 0.0%                 | 1,314          | 0              | 0.0%                 | 1,335          | 0              | 0.0%  | 1,356  | 0      | 0.0%  |
|   | Durables                            | 1.89%                              | 642                  | 0              | 0.0%                 | 641            | 0              | 0.0%                 | 651            | 0              | 0%                   | 661            | 0              | 0.0%                 | 672            | 0              | 0.0%                 | 683            | 0              | 0.0%                 | 694            | 0              | 0.0%                 | 705            | 0              | 0.0%                 | 716            | 0              | 0.0%                 | 727            | 0              | 0.0%  | 739    | 0      | 0.0%  |
|   | Non-Durables                        | 1.27%                              | 482                  | 0              | 0.0%                 | 481            | 0              | 0.0%                 | 488            | 0              | 0%                   | 496            | 0              | 0.0%                 | 504            | 0              | 0.0%                 | 512            | 0              | 0.0%                 | 520            | 0              | 0.0%                 | 529            | 0              | 0.0%                 | 537            | 0              | 0.0%                 | 545            | 0              | 0.0%  | 554    | 0      | 0.0%  |
|   | Packaging                           | 6.68%                              | 2,302                | 60             | 2.6%                 | 2,298          | 63             | 2.7%                 | 2,335          | 67             | 3%                   | 2,372          | 71             | 3.0%                 | 2,410          | 76             | 3.2%                 | 2,448          | 81             | 3.3%                 | 2,487          | 87             | 3.5%                 | 2,527          | 92             | 3.7%                 | 2,567          | 99             | 3.8%                 | 2,608          | 105            | 4.0%  | 2,649  | 112    | 4.2%  |
|   | Total Plastics                      | 13.62%                             | 5,177                | 100            | 1.9%                 | 5,168          | 105            | 2.0%                 | 5,250          | 112            | 2%                   | 5,334          | 119            | 2.2%                 | 5,419          | 127            | 2.3%                 | 5,505          | 135            | 2.4%                 | 5,592          | 145            | 2.6%                 | 5,681          | 154            | 2.7%                 | 5,771          | 165            | 2.9%                 | 5,863          | 175            | 3.0%  | 5,956  | 187    | 3.1%  |
|   | Glass                               | Glass Bottles, Jars and Containers | 3.88%                | 1,475          | 50                   | 3.4%           | 1,472          | 51                   | 3.5%           | 1,496          | 54                   | 4%             | 1,519          | 58                   | 3.8%           | 1,543          | 62                   | 4.0%           | 1,568          | 66                   | 4.2%           | 1,593          | 70                   | 4.4%           | 1,618          | 75                   | 4.6%           | 1,644          | 80                   | 4.9%           | 1,670          | 85    | 5.1%   | 1,697  | 91    |
| Other Glass (Flat glass, dishware, light bulbs, etc.) |                                     | 0.37%                              | 140                  | 50             | 36.1%                | 140            | 52             | 37.1%                | 142            | 55             | 39%                  | 144            | 59             | 41.1%                | 146            | 63             | 43.2%                | 149            | 67             | 45.3%                | 151            | 72             | 47.6%                | 153            | 77             | 50.0%                | 156            | 82             | 52.4%                | 159            | 87             | 55.1% | 161    | 93     | 57.8% |
| Total Glass   |                                     | 4.25%                              | 1,614                | 100            | 6.2%                 | 1,612          | 103            | 6.4%                 | 1,637          | 110            | 7%                   | 1,663          | 117            | 7.0%                 | 1,689          | 125            | 7.4%                 | 1,717          | 133            | 7.8%                 | 1,744          | 142            | 8.2%                 | 1,772          | 152            | 8.6%                 | 1,800          | 162            | 9.0%                 | 1,828          | 173            | 9.4%  | 1,857  | 184    | 9.9%  |
| Food Scraps   |                                     | 13.05%                             | 5,264                | 418            | 7.9%                 | 5,255          | 412            | 78.4%                | 5,326          | 420            | 80%                  | 5,424          | 449            | 82.4%                | 5,510          | 484            | 84.5%                | 5,597          | 488            | 86.6%                | 5,686          | 508            | 88.7%                | 5,777          | 525            | 91.0%                | 5,869          | 542            | 93.2%                | 5,962          | 567            | 95.6% | 6,057  | 593    | 98.0% |
| Leaves and Grass / Pruning and Trimmings              |                                     | 8.70%                              | 3,358                | 353            | 11.6%                | 3,352          | 378            | 11.4%                | 3,355          | 403            | 12%                  | 3,408          | 430            | 12.6%                | 3,462          | 459            | 13.2%                | 3,517          | 489            | 13.9%                | 3,573          | 522            | 14.6%                | 3,630          | 557            | 15.3%                | 3,688          | 594            | 16.1%                | 3,746          | 635            | 17.0% | 3,806  | 676    | 17.8% |
| Textiles  | Total Organics                      | 22.55%                             | 8,572                | 801            | 9.3%                 | 8,557          | 540            | 52.6%                | 8,693          | 4,695          | 54%                  | 8,832          | 4,859          | 55.5%                | 8,972          | 5,113          | 57.0%                | 9,115          | 5,335          | 58.5%                | 9,260          |                |                      |                |                |                      |                |                |                      |                |                |       |        |        |       |

**APPENDIX B - Town of Riverhead 2020 Recycling Calendar and MSW Flyer**



**TOWN OF RIVERHEAD**

LAURA JENS-SMITH, TOWN SUPERVISOR

200 Howell Avenue, Riverhead, NY 11901  
Tel: (631) 727-3200 / Fax: (631) 727-6712  
[www.townofriverheadny.gov](http://www.townofriverheadny.gov)

December, 2019

Dear Resident,

Enclosed you will find the 2020 Recycling Calendar for Town of Riverhead residents. This calendar outlines our recycling guidelines, collection schedule and holidays. This letter includes helpful recycling information further explaining curbside pickup for both refuse and recyclables. Please take a moment to review the information provided below.

All residents have two days of trash collection each week: based on your address, your days are either Monday & Thursday or Tuesday & Friday. Recyclables are collected throughout the Town on Wednesday only. Please take notice that if a holiday falls on your recyclable or trash collection day, pickup will not be made until your next scheduled pickup day.

Material must be at the curb at 6:00 AM on your regular collection day, but please remember, Town ordinance prohibits trash and/or recyclables from being placed at the curb prior to 12:00 PM on the day before your designated collection day.

An unlimited amount of Yard Waste (excluding grass clippings) shall be collected on your normally scheduled bulk day on the weeks highlighted in tan on the attached recycling calendar. Leaves must be bagged in paper lawn & leaf bags or placed loose in pails for curbside pickup. Branches shall be bundled in four (4) ft. or shorter lengths, not weighing more than 50lbs. Do not use plastic bags, they will not be collected.

The town continues to have a permanent medication drop box located in the lobby of the Riverhead Police Department at 210 Howell Avenue. Unused, unwanted and expired medications can be disposed of at this location 24 hours a day, 7 days a week.

As a reminder, you can dispose of your e-waste (computers and related equipment, electronics, and televisions) at the Town's Yard Waste Facility on Youngs Avenue. This facility's operating hours are Thursday through Monday from 7:00 AM - 3:00 PM.

You can find this and more helpful information by visiting the Sanitation Department's section of the Town's website at [www.townofriverheadny.gov](http://www.townofriverheadny.gov). Should you require personal attention, you can reach the Sanitation Department at 631-727-3200 ext. 391 between 8:30 AM and 4:30 PM, Monday thru Friday.

Thank you for your cooperation and I wish you and your family a very happy and safe holiday season.

Sincerely yours,

Laura Jens-Smith  
Town Supervisor



# TOWN OF RIVERHEAD

## RECYCLING PICK UP SCHEDULE

### 2020

#### Supervisor

Yvette Aguiar

#### Town Board

Catherine Kent

Frank Reynolds

Jodi Oglio

Tim Hubbard

**Commingled** -

plastic containers with recycle emblem (#'s 1 & 2), glass, cans

**Paper/Cardboard** -

news & copy paper, magazines, all cardboard products, phone books, books (hard covers removed)

**Holiday** -

day of holiday there will be no service; remainder of week please follow your normal schedule

**Yard Waste**

unlimited paper bagged leaves & yard waste will be collected on your normally scheduled bulk/yard waste day, but separately.

**DO NOT USE OR INCLUDE PLASTIC BAGS IN RECYCLING OR LEAF DISPOSAL**

**S.T.O.P. Program (hazardous waste drop off) May 30th & October 24th**

For more info, please call Sanitation Dept. 631-737-3300 ext. 391

| JANUARY |    |    |    |    |    |    | FEBRUARY |    |    |    |    |    |    | MARCH     |    |    |    |    |    |    |
|---------|----|----|----|----|----|----|----------|----|----|----|----|----|----|-----------|----|----|----|----|----|----|
| S       | M  | T  | W  | T  | F  | S  | S        | M  | T  | W  | T  | F  | S  | S         | M  | T  | W  | T  | F  | S  |
|         |    |    |    |    |    |    |          |    |    |    |    |    | 1  |           |    |    |    |    |    |    |
| 5       | 6  | 7  |    | 9  | 10 | 11 | 2        | 3  | 4  |    | 6  | 7  | 8  | 1         | 2  | 3  |    | 5  | 6  | 7  |
| 12      | 13 | 14 | 15 | 16 | 17 | 18 | 9        | 10 | 11 | 12 | 13 | 14 | 15 | 8         | 9  | 10 | 11 | 12 | 13 | 14 |
| 19      | 20 | 21 |    | 23 | 24 | 25 | 16       | 17 | 18 |    | 20 | 21 | 22 | 15        | 16 | 17 |    | 19 | 20 | 21 |
| 26      | 27 | 28 | 29 | 30 | 31 |    | 23       | 24 | 25 | 26 | 27 | 28 | 29 | 22        | 23 | 24 | 25 | 26 | 27 | 28 |
|         |    |    |    |    |    |    |          |    |    |    |    |    |    | 29        | 30 |    |    |    |    |    |
| APRIL   |    |    |    |    |    |    | MAY      |    |    |    |    |    |    | JUNE      |    |    |    |    |    |    |
| S       | M  | T  | W  | T  | F  | S  | S        | M  | T  | W  | T  | F  | S  | S         | M  | T  | W  | T  | F  | S  |
|         |    |    |    |    |    |    |          |    |    |    |    |    | 1  | 2         |    |    |    |    |    |    |
| 5       | 6  | 7  |    | 9  | 10 | 11 | 3        | 4  | 5  | 6  | 7  | 8  | 9  | 7         | 8  | 9  |    | 11 | 12 | 13 |
| 12      | 13 | 14 |    | 16 | 17 | 18 | 10       | 11 | 12 |    | 14 | 15 | 16 | 14        | 15 | 16 | 17 | 18 | 19 | 20 |
| 19      | 20 | 21 | 22 | 23 | 24 | 25 | 17       | 18 | 19 | 20 | 21 | 22 | 23 | 21        | 22 | 23 |    | 25 | 26 | 27 |
| 26      | 27 | 28 |    | 30 |    |    | 24       | 25 | 26 |    | 28 | 29 | 30 | 28        | 29 | 30 |    |    |    |    |
|         |    |    |    |    |    |    | 31       |    |    |    |    |    |    |           |    |    |    |    |    |    |
| JULY    |    |    |    |    |    |    | AUGUST   |    |    |    |    |    |    | SEPTEMBER |    |    |    |    |    |    |
| S       | M  | T  | W  | T  | F  | S  | S        | M  | T  | W  | T  | F  | S  | S         | M  | T  | W  | T  | F  | S  |
|         |    |    |    |    |    |    |          |    |    |    |    |    | 1  |           |    |    |    |    |    |    |
| 5       | 6  | 7  |    | 9  | 10 | 11 | 2        | 3  | 4  |    | 6  | 7  | 8  | 6         | 7  | 8  |    | 9  | 10 | 11 |
| 12      | 13 | 14 | 15 | 16 | 17 | 18 | 9        | 10 | 11 | 12 | 13 | 14 | 15 | 13        | 14 | 15 |    | 17 | 18 | 19 |
| 19      | 20 | 21 |    | 23 | 24 | 25 | 16       | 17 | 18 |    | 20 | 21 | 22 | 20        | 21 | 22 | 23 | 24 | 25 | 26 |
| 26      | 27 | 28 | 29 | 30 | 31 |    | 23       | 24 | 25 | 26 | 27 | 28 | 29 | 27        | 28 | 29 |    |    |    |    |
|         |    |    |    |    |    |    | 30       | 31 |    |    |    |    |    |           |    |    |    |    |    |    |
| OCTOBER |    |    |    |    |    |    | NOVEMBER |    |    |    |    |    |    | DECEMBER  |    |    |    |    |    |    |
| S       | M  | T  | W  | T  | F  | S  | S        | M  | T  | W  | T  | F  | S  | S         | M  | T  | W  | T  | F  | S  |
|         |    |    |    |    |    |    |          |    |    |    |    |    | 1  | 2         |    |    |    |    |    |    |
| 4       | 5  | 6  | 7  | 8  | 9  | 10 | 1        | 2  | 3  | 4  | 5  | 6  | 7  | 6         | 7  | 8  |    | 10 | 11 | 12 |
| 11      | 12 | 13 |    | 15 | 16 | 17 | 8        | 9  | 10 |    | 12 | 13 | 14 | 13        | 14 | 15 | 16 | 17 | 18 | 19 |
| 18      | 19 | 20 | 21 | 22 | 23 | 24 | 15       | 16 | 17 | 18 | 19 | 20 | 21 | 20        | 21 | 22 |    | 24 | 25 | 26 |
| 25      | 26 | 27 |    | 29 | 30 | 31 | 22       | 23 | 24 |    | 26 | 27 | 28 | 27        | 28 | 29 | 30 | 31 |    |    |
|         |    |    |    |    |    |    | 29       | 30 |    |    |    |    |    |           |    |    |    |    |    |    |

Proudly serviced by European American Waste Disposal

## **APPENDIX C - Commercial Private Waste Disposal License Application**



### **Town of Riverhead**

#### **INSTRUCTIONS FOR COMPLETION OF WASTE DISPOSAL LICENSE APPLICATION**

The attached application must be completed, signed and notarized as indicated and submitted to the Sanitation Department at 200 Howell Avenue, Riverhead, New York 11901

The following **MUST** accompany the application:

1. Copies of all registrations of all vehicles used
2. Copies of proof of insurance for all vehicles-as well as proof of liability insurance in the event of injury to persons or property. (Full Copy)
3. Copies of all driver's licenses of persons authorized to operate vehicles
4. County Health Inspection Report of all vehicles applying for Class 1 and Class 2 licenses
5. Each application for license, except for Class 3, shall submit to the Town Clerk a list of all customers to be served in the Town of Riverhead including customer name, street number and name of post office.
6. Signed Release Statement-attached at the end of the application form
7. Payment of \$50.00 Application Fee for Class 1, 2, and 3 Licenses

**ALL APPLICATIONS MUST COMPLY TO THE ABOVE, NO EXCEPTIONS WILL BE MADE. IN ADDITION, AS REQUIRED BY TOWN CODE, QUARTERLY REPORTS DETAILING COLLECTION INFORMATION MUST BE SUBMITTED TO THE SANITATION SUPERINTENDENT NO LATER THAN 30 DAYS FOLLOWING THE LAST DAY OF EACH QUARTER.**



YEAR: \_\_\_\_\_

FOR OFFICE USE ONLY:

CLASS#: \_\_\_\_\_  
LICENSE FEE: \_\_\_\_\_  
STICKER FEE: \_\_\_\_\_  
APPLICATION FEE: \_\_\_\_\_  
TOTAL FEE: \_\_\_\_\_

ACCOUNT#: \_\_\_\_\_

**TOWN OF RIVERHEAD**  
**APPLICATION FOR WASTE DISPOSAL LICENSE**

NAME OF COMPANY: \_\_\_\_\_

ADDRESS: \_\_\_\_\_

TELEPHONE: \_\_\_\_\_

EMAIL ADDRESS: \_\_\_\_\_

List persons having a financial interest in the above named firm:

| Name  | Address | Social Security # |
|-------|---------|-------------------|
| _____ | _____   | _____             |
| _____ | _____   | _____             |
| _____ | _____   | _____             |

**TYPES OF LICENSES REQUESTED**  
(Check all licenses required)

\_\_\_\_\_ Class 1 Licenses: Required of all persons engaged in the business of collecting or removing solid waste from premises defined as NON-RESIDENCES, including any person who collects or removes solid waste from non-residence premises which he or she does not own, lease or occupy, whether or not such person is engaged in the business of collecting or removing solid waste. Annual Fee: \$250.00 PLUS Application Fee: \$50.00 PLUS \$50.00 each truck

\_\_\_\_\_ Class 2 Licenses: Required of all persons engaged in the business of collecting or removing solid waste from RESIDENTIAL premises. Annual Fee: \$250.00 PLUS Application Fee: \$50.00 PLUS \$50.00 each truck. If a Class 1 license is currently held, there is no fee required for a Class 2 License

\_\_\_\_\_ Class 3 Licenses: Required of all persons who collect or remove from any premises in the Town of Riverhead any of the following materials: construction and demolition debris; land clearing debris; bulk waste. A Class 3 License shall not be required if such person removes such materials from premises which he/she owns, leases or occupies. Annual Fee: \$250.00 PLUS \$50.00 per vehicle PLUS Application fee of \$50.00

\$\_\_\_\_\_ TOTAL FEES

**APPENDIX D - European American Award For All Six Residential Solid Waste CBAs For A Period Of Five Year From  
January 1, 2018 Through December 31, 2022 - Resolution #594**

08.01.2017  
170594

ADOPTED

**TOWN OF RIVERHEAD**

**Resolution # 594**

**AWARDS BID FOR RESIDENTIAL SOLID WASTE COLLECTION AND DISPOSAL  
SERVICES FOR THE RIVERHEAD REFUSE AND GARBAGE DISTRICT**

Councilman Hubbard offered the following resolution,

which was seconded by Councilman Dunleavy

**WHEREAS**, the Town Board of the Town of Riverhead, by Resolution #434 adopted on June 6, 2017, authorized the issuance of a Notice to Bidders for the Residential Solid Waste Collection and Disposal Services for the Riverhead Refuse and Garbage District (Contract Bid Areas A-F); and

**WHEREAS**, pursuant to the terms of the bid request, each proposal must comply with the instructions in the Notice to Bidders and required that all proposals be submitted on or before 4:00 pm on July 27, 2017 and

**WHEREAS**, six (6) responses to the bid request were received, opened and read aloud on July 28, 2017 at 11:00 am in the office of the Town Clerk, 200 Howell Avenue, Riverhead, New York; and

**WHEREAS**, the Town Engineering Department and Office of the Town Attorney did review and evaluate the bid proposals; and

**WHEREAS**, after serious consideration and evaluation, the Town Engineering Department and Office of the Town Attorney recommend that the Town Board deem European-American Waste Disposal Corporation to be the lowest responsible bidder for all six contract bid areas (Contract Bid Areas A through F) based upon the base bids (Contractor responsible to deliver solid waste to a permitted recyclables processing facility for processing and marketing as recovered materials); and award the bid for said contract areas to European-American Waste Disposal Corporation subject to terms and conditions set forth in bid specifications/contract.

**NOW THEREFORE BE IT RESOLVED**, that the Town Board of the Town of Riverhead, acting as the governing body of the Town of Riverhead Refuse and Garbage District, deems European-American Waste Disposal Corporation to be the lowest responsible bidder for contract bid areas A through F based upon the base bids and hereby awards the bids for all contract areas to European-American Waste Disposal Corporation based upon the base bid and subject to terms and conditions set forth in bid specifications/contract, including but not limited to, compliance with prevailing wage rates set annually by the New York State Commissioner of Labor, performance security, insurance, as set forth in the bid specifications/contract; and be it further

**RESOLVED**, that the Town Board be and does hereby authorize the Town Clerk to return any and all bid bonds received in connection with the above; and be it further

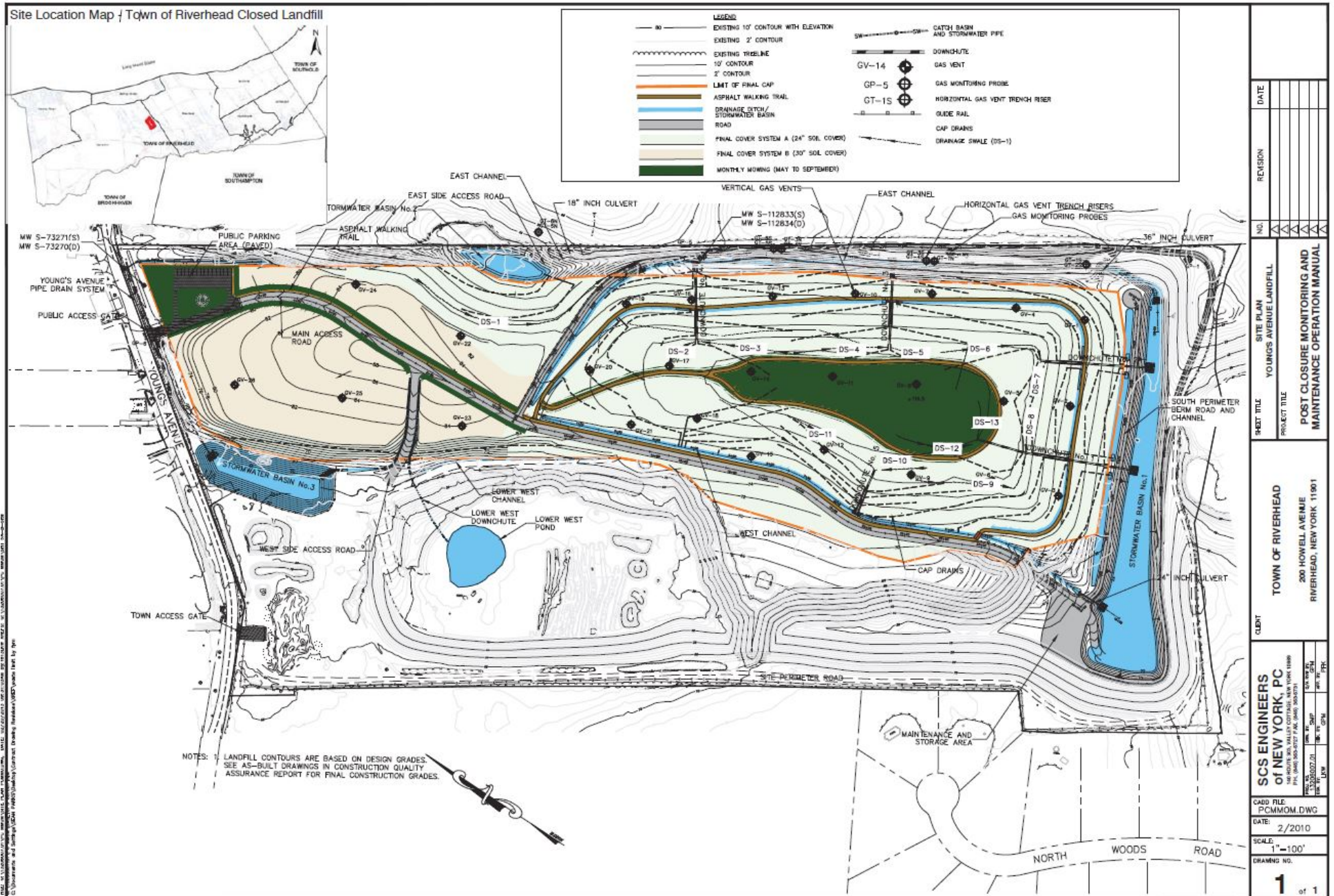
**RESOVLED**, that the Town Board be and does hereby authorize the Supervisor to execute any documents or agreements, to the extent required, with European-

## APPENDIX E – Suffolk Recycles Flyer





## APPENDIX F - Site Plan, Young's Avenue Landfill





## Town of Riverhead Yard Waste Facility Layout





## APPENDIX H - Compost Facility Layout

### Town of Riverhead Compost Facility Layout





**APPENDIX I – Town of Riverhead 2020 STOP Days Flyer**



**TOWN OF RIVERHEAD**

**STOP** | Stop Throwing  
Out Pollutants

**RIVERHEAD**



**July 25<sup>th</sup> & October 24<sup>th</sup>**

**LOCATED AT RIVERHEAD HIGHWAY YARD 1177 OSBORN AVENUE**

**8:00 AM TO 3:00 PM**

**HOUSEHOLD CHEMICALS AND ELECTRONICS DISPOSAL AND  
MEDICATION GIVEBACK EVENT**



**POLLUTANTS AND ELECTRONICS DISPOSAL AREA OPEN TO RIVERHEAD RESIDENTS ONLY**

**MEDICATION GIVEBACK OPEN TO ALL**



**AUTOMOTIVE PRODUCTS**

A/C refrigerants Antifreeze  
Auto body putty  
Brake fluid  
Carburetor cleaner  
Degreasers  
Gasoline  
Oil additives Starter fluid  
Waxes & polishes  
Car & Marine Batteries

**LAWN & GARDEN PRODUCTS**

Fungicides Herbicides  
Insecticides Pesticides  
Rodenticides

**WHAT TO BRING:**

**HOUSEHOLD PRODUCTS**

Adhesives  
All cleansers  
Driveway sealer  
Fluorescent bulbs  
Lead/oil based paints  
Mothballs  
Paint thinner/strippers  
Stains & varnishes  
Kerosene  
Medication

**UN-USED MEDICATIONS**



**OTHER PRODUCTS**

Aerosols  
Alcohol products  
Arts & crafts supplies  
Rechargeable Batteries  
Lighter fluid  
Mercury (liquid)  
Mercury vapor lights  
Photographic chemicals  
Solder material  
Swimming pool/Spa chemicals

**ELECTRONIC EQUIPMENT (E-WASTE) \*DO NOT BRING BIG OR SMALL APPLIANCES OR AC UNITS\***

Computers, Cell phones, DVD/VCRs, Televisions, Stereos/portable radios, Small printers/scanners (under 100lbs), Video game consoles, Hand held video games, Cable or satellite receivers

**EXPLOSIVES, MEDICAL WASTE AND COMMERCIAL/INDUSTRIAL WASTE PROHIBITED**

**ALL CONTAINERS MUST BE SEALED AND PROPERLY LABELED**

**MEDICATION CAN BE IN ORIGINAL CONTAINER OR PLASTIC BAG MEDICATION GIVE BACK 631-727-3722 X 106**

**FOR FURTHER INFORMATION CALL  
STOP PROGRAM: 631-727-3200 EXT. 391**

## APPENDIX J – Costs for Town of Riverhead Municipal Solid Waste Program

Town of Riverhead – Sanitation Department,  
Local Solid Waste Management Plan 2020-2029

| Account Id  | Account Description                                   | 2019 Revenue Budgeted | 2019 Revenue Actual | 2020 Revenue Budgeted | 2020 Revenue Actual | 2021 Revenue Budgeted |
|---|---|-----------------------|---------------------|-----------------------|---------------------|-----------------------|
| SR1-1001-001-00000-A  | Property Taxes - Refuse & Garbage Collection District | 3,021,200.00          | 3,033,648.01        | 3,329,300.00          | 3,333,956.94        | 3,897,300.00          |
| SR1-2401-000-00000-G  | Interest and Earnings                                 | 0.00                  | 23,820.21           | 0.00                  | 7,449.73            | 0.00                  |
| SR1-2655-000-00000-1  | Sales, Other  | 0.00                  | 4,803.59            | 0.00                  | 393.00              | 0.00                  |
| SR1-9999-000-00000-0  | APPROPRIATED FUND BALANCE (BUDGET PREP)               | 262,800.00            | 0.00                | 0.00                  | 0.00                | 0.00                  |
| <b>Refuse &amp; Garbage Collection District Revenue Total</b> |   | <b>3,284,000.00</b>   | <b>3,062,271.81</b> | <b>3,329,300.00</b>   | <b>3,341,799.67</b> | <b>3,897,300.00</b>   |

| Account Id  | Account Description                      | 2019 Expenses Budgeted | 2019 Expenses Actual | 2020 Expenses Budgeted | 2020 Expenses Actual | 2021 Expenses Budgeted |
|---|--|------------------------|----------------------|------------------------|----------------------|------------------------|
| SR1-1-1910-487-000-00000  | Unall Ins - Self Insurance Payments      | 24,199.00              | 24,199.00            | 25,000.00              | 24,968.47            | 26,800.00              |
| SR1-1-1910-488-000-00000  | Unall Ins - Claim Payments               | 24,601.00              | 0.00                 | 15,600.00              | 0.00                 | 17,900.00              |
| SR1-8-8160-280-000-00000  | Refuse - Vehicles                        | 10,000.00              | 0.00                 | 10,000.00              | 0.00                 | 10,000.00              |
| SR1-8-8160-400-000-00000  | Refuse - Contractual                     | 219,900.00             | 212,300.00           | 206,500.00             | 199,000.00           | 221,100.00             |
| SR1-8-8160-405-000-00000  | Refuse - R&M - Vehicles                  | 5,886.26               | 284.32               | 6,000.00               | 1,204.03             | 6,000.00               |
| SR1-8-8160-426-000-00000  | Refuse Fuel - Gasoline & Diesel          | 4,500.00               | 1,090.31             | 4,500.00               | 642.32               | 4,500.00               |
| SR1-8-8160-455-231-00000  | Refuse - Program Exp - Recycling Program | 12,600.00              | 12,596.00            | 1,000.00               | 0.00                 | 1,000.00               |
| SR1-8-8160-482-000-00000  | Refuse - Waste Disposal                  | 2,875,576.00           | 2,875,509.00         | 2,953,000.00           | 2,963,871.19         | 3,204,900.00           |
| SR1-8-8160-490-000-00000  | Refuse - Miscellaneous                   | 3,513.74               | 3,513.74             | 3,000.00               | 1,722.42             | 3,000.00               |
| SR1-8-8160-495-000-00000  | Refuse - Administrative Charges          | 13,928.00              | 13,918.00            | 12,800.00              | 12,755.00            | 13,800.00              |
| SR1-9-9010-801-NON-00000  | NYS Retirement Non-Uni Pers              | 24.00                  | 24.00                | 8.00                   | 8.00                 | 0.00                   |
| SR1-9-9040-887-000-00000  | WC - Self Insurance Payments             | 15,300.00              | 11,881.00            | 12,292.00              | 12,165.00            | 13,500.00              |
| SR1-9-9040-888-000-00000  | WC - Claim Payments                      | 27,700.00              | 27,692.00            | 35,100.00              | 35,077.00            | 38,800.00              |
| SR1-9-9060-810-NON-00000  | Hosp - Hosp, Den & Opt Ins Non-Uni Pers  | 37,100.00              | 25,604.19            | 36,500.00              | 28,091.89            | 28,300.00              |
| SR1-9-9901-900-V01-00000  | Trf - Interfund Trf - Gen Fund Debt Svc  | 9,172.00               | 9,171.11             | 8,000.00               | 7,934.16             | 7,700.00               |
| SR1-9-9990-000-000-00000  | Refuse - Fund Balance Transfer           | 0.00                   | 0.00                 | 0.00                   | 0.00                 | 300,000.00             |
| <b>Refuse &amp; Garbage Collection District Expenditure Total</b> |  | <b>3,284,000.00</b>    | <b>3,217,782.67</b>  | <b>3,329,300.00</b>    | <b>3,287,439.48</b>  | <b>3,897,300.00</b>    |

|   |  |             |                     |             |                  |             |
|---|--|-------------|---------------------|-------------|------------------|-------------|
| <b>Change in Fund Balance - Refuse &amp; Garbage Collection</b> |  | <b>0.00</b> | <b>(155,510.86)</b> | <b>0.00</b> | <b>54,360.19</b> | <b>0.00</b> |
|---|--|-------------|---------------------|-------------|------------------|-------------|

| Account Id                          | Account Description             | 2019 Revenue Budgeted | 2019 Revenue Actual | 2020 Revenue Budgeted | 2020 Revenue Actual | 2021 Revenue Budgeted |
|-------------------------------------|---------------------------------|-----------------------|---------------------|-----------------------|---------------------|-----------------------|
| A01-1001-001-00000-A                | Property Taxes - General Refuse | 355,700.00            | 355,700.00          | 387,733.22            | 387,733.00          | 349,900.00            |
| <b>General Refuse Revenue Total</b> |                                 | <b>355,700.00</b>     | <b>355,700.00</b>   | <b>387,733.22</b>     | <b>387,733.00</b>   | <b>349,900.00</b>     |

| Account Id                                   | Account Description                      | 2019 Expenses Budgeted | 2019 Expenses Actual | 2020 Expenses Budgeted | 2020 Expenses Actual | 2021 Expenses Budgeted |
|--|--|------------------------|----------------------|------------------------|----------------------|------------------------|
| A01-8-8160-101-NON-00000                     | Refuse -Personal Services                | 163,900.00             | 161,391.22           | 160,100.00             | 176,083.74           | 163,500.00             |
| A01-8-8160-111-NON-00000                     | Refuse -Personal Services OT             | 10,000.00              | 4,721.50             | 10,000.00              | 5,767.53             | 6,000.00               |
| A01-8-8160-112-NON-00000                     | Refuse -Pers Svcs Longevity              | 3,717.22               | 2,829.45             | 5,300.00               | 2,887.54             | 3,000.00               |
| A01-8-8160-152-000-00000                     | Refuse & Garbag Sick Buy Back            | 0.00                   | (2,114.62)           | 0.00                   | 0.00                 | 8,900.00               |
| A01-8-8160-154-NON-00000                     | Refuse -Pers Svcs Health Ins Buy Back    | 1,700.00               | 1,650.00             | 5,300.00               | 0.00                 | 1,700.00               |
| A01-8-8160-155-000-00000                     | Refuse -Pers Svcs Union Buy Back         | 4,282.78               | 4,282.78             | 8,900.00               | 0.00                 | 0.00                   |
| A01-8-8160-240-000-00000                     | Refuse - Equipment                       | 0.00                   | 0.00                 | 23,318.22              | 23,080.00            | 0.00                   |
| A01-8-8160-402-000-00000                     | Refuse -R&M - Landfill                   | 64,643.53              | 64,635.00            | 60,000.00              | 42,318.67            | 55,000.00              |
| A01-8-8160-405-000-00000                     | Refuse -R&M - Vehicles                   | 15,756.47              | 15,724.66            | 10,200.00              | 21,106.99            | 20,000.00              |
| A01-8-8160-425-000-00000                     | Refuse -Uniforms                         | 1,000.00               | 858.18               | 1,115.00               | 1,114.30             | 500.00                 |
| A01-8-8160-426-000-00000                     | Refuse Fuel - Gasoline & Diesel          | 10,200.00              | 10,182.51            | 10,000.00              | 7,307.51             | 10,000.00              |
| A01-8-8160-455-232-00000                     | Refuse -Program Exp - Anti Litter Adv Cm | 1,000.00               | 755.00               | 1,000.00               | 0.00                 | 1,000.00               |
| A01-8-8160-464-000-00000                     | Refuse -Rents & Leases - Cell Phones     | 400.00                 | 368.34               | 500.00                 | 215.85               | 300.00                 |
| A01-8-8160-482-000-00000                     | Refuse -Waste Disposal                   | 27,300.00              | 24,966.78            | 35,000.00              | 22,651.80            | 35,000.00              |
| A01-8-8160-482-WST-00000                     | Refuse - Hazardous Waste Disposal        | 51,800.00              | 41,024.28            | 57,000.00              | 43,440.85            | 45,000.00              |
| <b>General Fund Refuse Expenditure Total</b> |  | <b>355,700.00</b>      | <b>331,275.08</b>    | <b>387,733.22</b>      | <b>345,974.78</b>    | <b>349,900.00</b>      |

|  |  |             |                  |             |                  |             |
|--|--|-------------|------------------|-------------|------------------|-------------|
| <b>Change to Fund Balance - General Refuse</b> |  | <b>0.00</b> | <b>24,424.92</b> | <b>0.00</b> | <b>41,758.22</b> | <b>0.00</b> |
|--|--|-------------|------------------|-------------|------------------|-------------|

|                                      | 2019 Budgeted       | 2019 Actual         | 2020 Budgeted       | 2020 Actual         | 2021 Budgeted       |
|--------------------------------------|---------------------|---------------------|---------------------|---------------------|---------------------|
| <b>Total All Revenues</b>            | <b>3,639,700.00</b> | <b>3,417,971.81</b> | <b>3,717,033.22</b> | <b>3,729,532.67</b> | <b>4,247,200.00</b> |
| <b>Total All Expenditures</b>        | <b>3,639,700.00</b> | <b>3,549,057.75</b> | <b>3,717,033.22</b> | <b>3,633,414.26</b> | <b>4,247,200.00</b> |
| <b>Total Change to Fund Balances</b> | <b>0.00</b>         | <b>(131,085.94)</b> | <b>0.00</b>         | <b>96,118.41</b>    | <b>0.00</b>         |



**APPENDIX K– Source Separation of Recyclable Materials – Town Code 273-8**

**§ 273-8 Source separation of recyclable materials.**

- A.** Owners and occupiers of all properties within the district shall be required to source-separate recyclable materials from municipal solid waste. Recyclable materials shall not be commingled with other solid waste during collection, transportation or storage following collection.
- B.** Recyclable materials shall be placed at the curb line or pavement line at the same time as regular weekly refuse in designated containers as determined by the Town of Riverhead. Recyclables are to be separated but placed next to regular weekly refuse.
- C.** Any and all collectors collecting residential MSW generated within the district shall refuse to collect MSW from any person or party who has clearly failed to source-separate the recyclable materials and/or who has not properly prepared the recyclable materials to the specifications of the collector. A written explanation shall be provided to the person or party of the reason for the refusal for collection of the materials by the collector, and a copy shall be delivered to the Sanitation Superintendent.
- D.** The Town of Riverhead shall from time to time determine by resolution which items must be source-separated as recyclables. The list of recyclables shall be posted on the Town sign board and published in a local newspaper. Enforcement of items newly included on said list shall not take place until 30 days following adoption. Any authorized collector shall have the right to request the Town Board to remove any item from such list. Upon receipt of satisfactory information indicating that such item would not be required to be recycled in accordance with federal or state law or regulations and that a market in such item is not readily available, the Town Board may, in its reasonable discretion, delete said item from the list of recyclables.

**APPENDIX L - Establishment of District – Town Code 273-4**

**§ 273-4 Establishment of district.**

The Town of Riverhead established a Solid Waste Collection and Disposal District ("district"), which, at the time of this chapter, subject to amendment by resolution of the Town Board, consists of six contract bid areas for the collection of all residential solid waste within the district. The district does not provide for the collection of solid waste from commercial operations or institutions as defined in § **273-3**.

**APPENDIX M - Town of Riverhead Solid Waste Management Intent - Town Code 273-2**

**§ 273-2 Purpose; findings; construal of provisions.**

The purpose of this chapter is to protect and promote the health, safety and welfare of the residents of the Town of Riverhead by controlling the storage and disposal of solid waste generated within the Town in the most economical and environmentally acceptable manner; provide for the orderly collection of solid waste; implement the Town of Riverhead Solid Waste Management Plan; comply with the requirements and further the purposes of the New York State Solid Waste Management Act; and to protect the drinking water supply in the Town of Riverhead. In addition, the Town Board finds that increased efforts to recover and reuse recyclable materials will protect and enhance the Town's physical environment and promote the health and safety of persons and property within the Town. The provisions set forth herein seek not only to facilitate the implementation and operation of an environmentally sound solid waste management program and conservation of natural resources but to promote the recovery of materials from the Town's solid waste stream for the purpose of recycling such materials by source separation. Accordingly, the Town Board finds it is necessary to expand the Town's recycling program to provide opportunities for nonresidential, commercial, industrial and institutional establishments to recycle. Nothing herein is intended or should be construed to modify or amend any terms or conditions of any contracts for solid waste services to which the Town of Riverhead is a party in effect on the effective date of this chapter.

## **APPENDIX N – Implementation Schedule**

## Time Period: 2020 - 2029

Page 1 of 1